


2/-

The
SHORTWAVE
Magazine



**EXCLUSIVELY FOR THE
RADIO EXPERIMENTER &
TRANSMITTING AMATEUR**

VOL. VII No. 8 OCTOBER 1949

CLYDESDALE

Bargains in Ex-Service Radio and Electronic Equipment

Units of the SCR-522 (TR5043) for experiments on 3 metres TV and radio telephone wavebands.


BC-624-A. RECEIVER UNIT CHASSIS

Frequency, 100-156 mcs. with 11 valves :-3/12SG7's, 12C8, 12J5, 12AH7, 12H6, 3/9003, 9002.

Complete chassis (less Xtals) with 3/12 mcs. I.F.T.'s relay, etc., designed for operation on predetermined Xtal frequencies, but easily altered for continuous tuning. Power requirements (external), H.T. 300v D.C. 75 ma. L.T. 24v D.C. 3A. Dimensions 15½" x 7½" x 6". Circuit supplied.

PLUS BC-625-A. Transmitter Unit Chassis, partly stripped, but containing many useful parts, R.F. section in good order, no valves, modulation trans. or xtal switch. Dimensions as Rcvr.

Clydesdale's price only **37/6** carriage paid



Ex-U.S. Navy

R28/ARCS MOBILE UHF RECEIVER

For 144 mcs. operation, frequency 100-150 mcs.

A 10-valve superhet, complete with 4/717A's, 2/12SH7's, 2/12SL7's, 12SK7, 12A6, 24v motor tuning, etc. (less dynamotor and Xtals).

Clydesdale's **37/6** each Carriage Price only paid

VOLT-OHMMETER

Brand New. Portable. E336, with sling. Scale 0-5,000 ohms, 0-60 ma. 0-1.5v, 0-3v. Range 0-500 ohms, 0-5,000 ohms, 6 ma., 60 ma., 1.5v. In black plastic case, size 3½" x 3½" x 2½". Instructions on back.

Clydesdale's **16/6** each Post Price only paid

Brand New, in maker's carton.

Ex-U.S.A.S.C.

MASTER OSCILLATOR TYPE M1-19467-A

A "Ready-made" V.F.O. Unit, ranges, 2-10 mcs. 807 and spare (2 valves), grid current meter-E.C.O. circuit, variable inductances, calibrated micrometer controls, etc., in metal case 12" x 10" x 6", with Instruction Books.

Clydesdale's **79/6** each Carriage Price only paid

Surplus Adm. stock

BRIDGE MEGGER, Test Set, 100 meg. at 1,000v, made by Evershed & Vignoles, Ltd. Comprising Megger and decade resistance box complete.

Clydesdale's **£35** Carriage Price only paid

WEE MEGGER, Test Set, 20 meg. at 250v, made by Evershed & Vignoles, Ltd.

Clydesdale's **£5/19/6** Post Price only paid

Brand New, in maker's carton.

Ex-U.S.A.S.C.

CRYSTAL MULTIPLIER TYPE M1-19468

Ranges 2-6-7 mcs., 807 and spare (2 valves). Grid current meter, variable condenser, calibrated micrometer control, etc., in metal case, 13" x 10" x 6", with Instruction Books.

Clydesdale's **39/6** each Carriage Price only paid

E517. Johnson "Jumbo" valve-holder for CV57, CV174, CV1293, etc., H.V. porcelain base, with retaining clamp. 3½" x 2½" x 2½".

Clydesdale's } 2/6 each { Post
Price only } 25/- per doz. { paid

Circuits for Ex-Services Equipment available, full list on application.

W.S. 38 A.F.V. XMTR/RVCR.

Frequency 7-3-9 mcs. with 6 valves, 4/ARPI2's (VP33), 2/ATP4's (V248A), metal rectifiers, vibrapacks for 12v, in two sections, R.F. 10½" x 4" x 6". Power and L.F. 11½" x 4" x 6½", with 12-way connecting link. (No spares; Aerial or Instruction Book). Unused Condition.

Clydesdale's **45/-** Carriage Price only per set paid

BENDIX MI-4A AMPLIFIER

Two valve, two-stage, audio amplifier with built-in 24v vibrapack, 12SJ7, 25L6, fully smoothed, complete with transformers, etc., in metal case 13" x 8½" x 3½".

Clydesdale's **35/-** each Post Price only paid

E156

H.V. INSULATED VALVE TOP CONNECTOR

Moulded in red bakelite with side entry for 4 mm. cable, to suit standard valve top 9 mm.

Clydesdale's **9d.** each Post Price only paid


Ex-U.S.A.A.F.

Brand New in maker's carton

SCR-720 BLOWER WITH SHUNT MOTOR

Made by I.L.G. Electric Ventilating Co./Western Electric, etc., 27v D.C. 1.5A 1/50 h.p. 3,000 r.p.m. continuous running; multi-bladed fan, outlet dia. 2½". Size overall 7" x 5" x 6", mnt. size 7½" x 5" x 4½", with fixing screws, aluminium construction.

Clydesdale's **17/6** each Post Price only paid



Branches in Scotland, England and Northern Ireland.

CLYDESDALE SUPPLY CO LTD

Send now for new illustrated lists.

Please print Name and Address.

2 BRIDGE STREET
GLASGOW - C.5

'Phone : South 2706/9

Another worthy addition

TO THE RANGE OF

'AVO' Test Instruments

A new Signal Generator of wide range and accuracy of performance, designed for use in the laboratory or by the service engineer. Turret coil switching provides six frequency bands covering 50 Kc/s to 80 Mc/s:—

50 Kc/s—150 Kc/s
 150 Kc/s—500 Kc/s
 500 Kc/s—1.5 Mc/s
 1.5 Mc/s—5.5 Mc/s
 5.5 Mc/s—20 Mc/s
 20 Mc/s—80 Mc/s



Note these Attractive Features:

Stray field less than 1 μ V per metre at a distance of 1 metre from instrument.

General level of R.F. harmonic content of order of 1%.

Direct calibration upon fundamental frequencies throughout range, accuracy being better than 1% of scale reading.

45 inches of directly calibrated frequency scales with unique illuminated band selection giving particularly good discrimination when tuning television "staggered" circuits.

Of pleasing external appearance with robust internal mechanical construction using cast aluminium screening, careful attention having been devoted to layout of components with subsidiary screening to reduce the minimum signal to negligible level even at 80 Mc/s.

Four continuously attenuated ranges using well-designed double attenuator system. Force output 0.5 volts.

Internal modulation at 400 c/s, modulation depth 30%, with variable L.F. signal available for external use.

Mains input 100-250 volts A.C., 40-60 c/s.

Battery Model available having same general specification and covering 50 Kc/s-70 Mc/s, powered by easily obtainable batteries.

Sole Proprietors and Manufacturers:


The AUTOMATIC COIL WINDER & ELECTRICAL EQUIPMENT CO. LTD.
 WINDER HOUSE • DOUGLAS STREET • LONDON • S.W.1 Telephone: VICTORIA 34040



Mains Model £25
 Battery Model £24

Fully descriptive pamphlet available on application

For BEAMS, TOWERS & SATISFACTION



PANDA'S THE NAME

10 3 ele. Rotary Beam £12 10 0
 20 3 ele. „ „ £25 10 0
 10/20 Dual as illustrated £29/10/-
 Standard 32 ft. Tower—Base only
 self-supporting £18/10/-

Typical Letters and Comments
 "F.B.—3DBS : gain over dipole"
 "S9 + 30 DBS : in VK on 20 !"

PANDARADIO Co.

58 SCHOOL LANE,
 ROCHDALE

WE ERECT COMPLETE COMMERCIAL AND AMATEUR IN-
 STALLATIONS ANYWHERE IN THE COUNTRY AND GUARANTEE
 COMPLETE SATISFACTION—EVERYTHING SUPPLIED



TELE-RADIO (1943) LTD.

177 EDGWARE ROAD, PADDINGTON, W.2.

Send 9d. for 1949 Catalogue, post free.
 Shop Hours : Monday-Saturday 9 a.m.-5.30 p.m.
 Thursday 9 a.m.-1 p.m.
 Please include sufficient for postage and packing when ordering

Phone { AMB 5393
 PAD 6116
 PAD 5606

NATIONAL NC 100 RECEIVER

*54—30 mc/s. in 5 bands To clear £20

ALUMINIUM CHASSIS

17" x 10" x 2 1/2"	11/6
17" x 10" x 2"	11/-
14" x 9" x 2 1/2"	8/6
11" x 6 1/2" x 2 1/2"	7/-
8" x 6 1/2" x 2"	5/6

AVO MINOR D.C. £4/4/-

AERIAL WIRE E.C. 14 SWG	75 ft.	5/3
E.C. 14 SWG	100 ft.	7/3
E.C. 14 SWG	150 ft.	10/6

DURALUMIN PANELS IN BLACK CRACKLE

	10 SWG	14 SWG
19" x 10 1/2"	13/6	9/6
19" x 8 3/4"	12/6	8/6
19" x 7"	10/3	7/6
19" x 5 1/2"	8/3	6/6
19" x 3 1/2"	6/6	5/6

VALVES AT BARGAIN PRICES

832	...	17/6	6C4	...	6/6
866A	...	10/6	6L6	...	12/6
5R4GY	...	8/6	117Z6GT	...	6/6
5U4G	...	6/6	807	...	7/6
5Z4	...	6/6	VR105/30	...	6/6
6AB7	...	6/6	VR150/30	...	6/6
EL91(CV138)	...	12/6	6V6	...	6/6
6AK5	...	12/6	6J5GT	...	6/6
6AG5	...	6/6	6SJ7GT	...	6/6
			6SG7	...	6/6

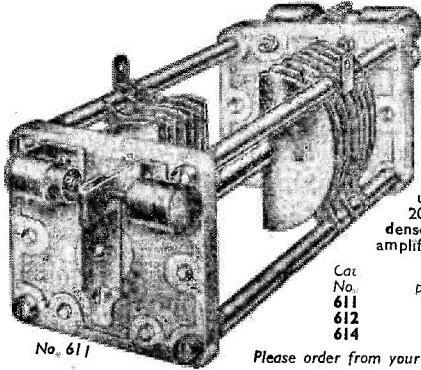
TAYLOR VALVE TESTER
 MODEL 45A £22

TAYLOR OSCILLOSCOPE
 MODEL 30A £29/10/-

EDDYSTONE and the AMATEUR

EDDYSTONE TRANSMITTING CONDENSERS

This range of Eddystone transmitting condensers is attracting considerable attention. A standard type of construction is employed in all three, the ceramic end plates being 2½ in. square. Losses are extremely small.



No. 611

The metal mounting plates supplied provide alternative methods of fitting—either directly to a metal chassis or on small stand-off insulators.

All three are of split stator type, and are therefore suitable for balanced and push-pull circuits. By strapping the stator plates to gether, additional capacity values are available for use in single ended or aerial tuning circuits.

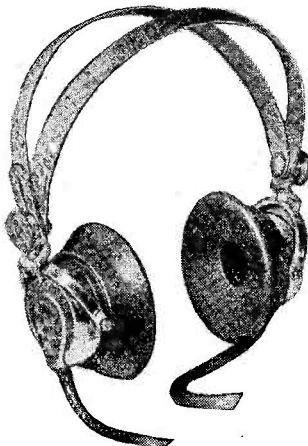
The Cat. No. 611 is particularly suitable for use with modern low capacity triodes such as the 20, 4304, and 35T. The built-in neutralising condensers enable a very compact and efficient push-pull amplifier to be constructed.

Cat. No.	Capacity per Section	Effective Capacity as Split Stator	As Single ended	
611	25 pF	12.5 pF	50 pF	39/6
612	50 pF	25 pF	100 pF	32/6
614	100 pF	50 pF	200 pF	36/-

Please order from your Registered "EDDYSTONE" Retailer, as we do not supply direct.

STRATTON & CO., LTD., WEST HEATH, BIRMINGHAM. 31

High Fidelity Reproduction



TYPE "K"

Your local dealer can supply Descriptive Literature on request

Phone: WATFORD 7241

The S. G. Brown Type "K" Moving Coil headphones supply that High Fidelity Reproduction demanded for DX work, monitoring and Laboratory purposes, etc.

OUTSTANDING CHARACTERISTICS

- D.C. RESISTANCE, 47 Ohms.
- IMPEDANCE, 52 Ohms at 1,000 c.p.s.
- SENSITIVITY, 1.2×10^{-12} watts at 1 kc. = .0002 Dyne/cm².

Price **£5 : 5 : 0** Per Pair



FOR DETAILS OF OTHER S. G. BROWN HEADPHONES (PRICES FROM 30/- TO 77/6)


Write for illustrated brochure "S.W."

S.G. Brown, Ltd.

SHAKESPEARE STREET, WATFORD, HERTS.

BUTLER RADIO

ELECTRONIC ENGINEERS
76 PRESTON STREET • FAVERSHAM • KENT



Instructions and
template included

PRICE **£3 . 18 . 6**

Inc. packing and postage
within Great Britain

Works address : 17 FIVE BELLS LANE, ROCHESTER. Tel. : Chatham 45256

Telephone : Faversham 2004

TX HARMONIC SUPPRESSORS FOR ELIMINATION OF TVI. These suppressors are now in production and will be available shortly. Write for details.

New Ready—New Production STABILISED POWER PACK

for BC221 frequency meter or similar application. Input 0-110-200/250v 50 c/s. Output 150v 5-40 ma. Regulation 5/30 ma 2v—5/40 ma 4v. Type P22/A fits the battery compartment of the BC221 and is manufactured by us using new high grade components on stove enamelled aluminium chassis.

Size 8" × 6 $\frac{3}{8}$ " × 4".

SAMSONS SURPLUS STORES

American Thermador Transformers. Prim. 200-250v AC, Sec. 2840-3450-4560v. Centre tapped, 400 mA 6000v insulation test. Supplied brand new in maker's cases. £6/10/-. Carriage 7/6.

S.T.C. Transformers. Prim. 100-240v AC, Sec. tapped 28-29-30-31v 21a. Brand New. . . £4/10/-. Carriage 5/-.

Heavy Duty Mains Transformers. Prim. 200-250v, Sec. 12v 70a. Ideal for plating, welding, etc. Brand new in case. £4/10/- Carriage 3/6.

E.H.T. Mains Transformers. Prim. 115v. A.C. 50 cy. Tapped secondary 0-1, 500, 2000v, 6-3v 4a 2-5v 2a. Brand new 15/-. Post 9d.

Filament Transformers. 6-3v 15a. 17/6. Post 9d.

Miniature Mains Transformers. Prim. 200-250v Sec. 250v 20 mA 6-3v. Dim. 3 $\frac{1}{2}$ " × 2" × 2 $\frac{1}{2}$ ". 17/6. Post 9d.

Varley Miniature Transformers. Prim. 250v, Sec. 8v 12v 3-3a, 6v 5a. 15/-. Post 9d.

Filament Transformers. Prim. 200-250v, Sec. 6-3v 5a, 5v 3a. 15/-. Post 9d.

Master Voltmeters. 0-20v, 6" mirrored scale. Made by Metro-Vick. Brand new, 17/6. Post 1/-.

Nife Batteries. 1-4v Dim. 6" × 3" × 1". 7/6. Post 6d.

12v 16 A.H. Batteries, by Pritchett & Gold. Brand new in fine oak containers. Dim. 6 $\frac{1}{2}$ " × 8 $\frac{1}{2}$ " × 8 $\frac{1}{2}$ ". 25/-. Postage 2/6.

RF Units Type 24. Price 8/6. Carriage 1/4.
RF Units Type 25. Price 15/-. Carriage 1/4.

Howard-Butler 0-150v Meters. Accuracy test $\frac{1}{2}$ %, 5 $\frac{1}{2}$ " scale, in fine bakelite case, 6 $\frac{1}{2}$ " × 6 $\frac{1}{2}$ " × 3 $\frac{1}{2}$ " with leather carrying strap. Brand new in carton, 52/6. Postage 1/6.

Co-Axial Cable. 30 ft length of cable 80 ohm Pyemal connector each end. Brand new, 8/6. Postage 1/-.

169/171 EDGWARE ROAD, LONDON,
W.2. Tel. : PAD. 7851

125 TOTTENHAM CT. RD., LONDON, W.1
Tel. : EUS. 4982

All orders and enquiries to our Edgware Road branch, please.

RADIO CLEARANCE LTD.

27 TOTTENHAM COURT ROAD, W.I

MUS 9188

U.H.F. RECEIVERS R.1481

To clear space in our warehouse prior to rebuilding, we are offering the remainder of our stock of these well-known receivers at clearance price. Freq. range 65-86 Mc/s, 6" S.M. Dial, 10 6-3v Valves, 3 VR65s, 4 VR53, 1 VR66, 1 VR54, 1 VR57. I.F. Freq. 12 Mc/s. B.F.O. These receivers are 19" rack mounting, brand new in transit cases, with circuit diagram. £4/4/-, carriage paid.

RECEIVERS R.U. 19

6-valve straight receiver with 3 R.F. stages, using plug-in coil packs, H.R.O. type. Valves : 3 7B's, 2 77's, 1 1642. Black crackle case, 15" x 8" x 8". Provision for remote or local control. Dial cal. 0-100. Supplied new, complete with valves and 3 coil packs covering Q, 524-844 ; E, 1285-2155 ; G, 2960-4620 ; H, 3865-6265 ; £2/15/-, carriage paid.

MASTER OSCILLATORS

V.F.O. by Wilcox Gay, Type M.I. 19467A. Uses 807 electron-coupled osc., very stable, well screened. Employs 2 circuits : (a) Using cath. grid, screen, tuning 1-5 Mc/s in 6 bands. (b) Plate circuit as multiplier ; tuning 2-10 Mc/s in 3 bands. Incorporates grid choke, grid leak, grid current meter (0-10mA) for intermediate amplifier. Supplied brand new in original cartons, with installation accessories and instruction book. £5, carriage 5/-.

POWER UNITS, TYPE 46

Power units with 1154/55, Input 200/250v 50 c/s. Outputs 220v 110mA D.C., 6-3v 13 Amp. D.C. Metal rectifiers used in both cases. In perforated metal cases. 19" x 15" x 12". £2/10/-, carriage paid.

MAINS TRANSFORMERS

Primary, 0-110-200/250v 50 c/s. Secondaries, 230-0-230v, 100mA, 4v 2A, 6-3v 2A, C.T. 15/6.
 Primary, 200/250v 50 c/s. Secondaries, 270-0-275v, 120mA, 4v 2A, 4v 3A. 13/6.
 Primary, 200/250v 50 c/s. Secondaries, 460v 200mA, 210v 15mA, 6-3v 5A. 15/6.
 Primary, 200/250v 50 c/s. Secondary, 110v. Rating, 60w. Enclosed. 18/6.
 Auto. Trans. 230/250v 50 c/s. 100W. Unshrouded, 10/6.
 Primary, 200/250v 50 c/s. Secondary, 360-0-360v, 220mA, 4v 8A, C.T. 4v 3A, 6-3v 3-5A. 32/6.

SMOOTHING CHOKES

15H, 200mA 150 Ω, size 6½" x 4½" x 3½" ... 7/6
 6H, 200mA, 100 Ω ... 6/-
 20H, 300mA, 150 Ω, Weight 13 lb., size 7" x 5" x 5" 20/-
 5H, 200mA, 90 Ω ... 7/6
 5H, 120mA, 140 Ω ... 5/

MOVING COIL METERS

Metal cased 2" circular 0/15-600v (500 microA F.S.D.), 6/6 ; 0-20A, 0-40A, with shunts, 5/- ; 2" square bakelite cased, 0-1 mA, 8/6 ; 0-5 mA, 6/- ; 0-50 mA, 7/- ; 0-20v, 5/- ; 2½" circular bakelite cased, 0-30 mA 6/6 ; 0-50 mA, 0-100 mA, 0-200 mA, 9/6 ; 100-0-100v (1 mA F.S.D.), 8/- ; 0-500 micro amp., 16/6 ; 0-1 mA desk type, 15/- ; 2½" bakelite cased moving iron, 0-20v, 7/6.

LOUDSPEAKERS, P.M.

5", less trans., 9/6, 5", with trans., 11/6 ; 6½", less trans., 11/- ; 10", with trans., 21/- All brand new boxed, with ali. speech coils. Post extra.

TELEVISION POWER PACKS

All I Chassis, 15" x 6½" x 2½", with 2 trans (5Kv 5mA, 4v 1A, and 360-0-360v as above), wired with smoothing choke, electrolytics, and rectifier holder. £4/4/-, carr. paid. Input 200/250v 50 c/s.

R.F. UNITS

Type 24, with valves, used, good condition ... 8/6 plus 1/6 post
 Type 25, with valves, used, good condition ... 10, 6 plus 1/6 post

MODULATOR AND MIXER UNITS W6332A

Ex-Admiralty Units with 7 valves, 1-SU4G, 1-VR54, 2-6J5, 2-P61, 1-VR65. On chassis 10½" x 11½". Also 5H 200mA choke, large mains trans. (500 c/s), pots, res., conds., etc., in metal case with louvres, 10½" x 11½" x 6½", 21/- carr. paid.

10-VALVE RECEIVERS R28/ARCS

Covers 100-150 Mc/s. Supplied New with valves (including 4-717A's), 42/6.

ROTARY POWER UNITS

Input 24v D.C. Output 230v A.C. 50 c/s. Rating 75 watts. In metal case, 18" x 12" x 11", with 2½" 0-250v meter on output. Auto trans., slydlock fuses, output control switch to raise or lower volts. £3/10/- carriage paid.

Type 104. 12v D.C. Input, outputs 250v 6-5mA, 6-5v 2-5A. D.C. P.M. Rotary on chassis with cover, size 8½" x 4½" x 6½", 6/11 post paid.

Type 87, input 24v. Output as Type 104, 5/11 post paid.

CERAMIC SWITCHES

2P 3W 1 Bank ... 2/- 3P 3W 1 Bank ... 2/6
 3P 3W 2 Bank ... 3/6


VIBRATOR PACKS

Input, 12v. Output, 250v 65mA, with 12v vibrator and OZ4 rectifier. Mounted on chassis 5½" x 3½" x 1½", with 8 ft. screened cable, on output. Brand New, boxed, 17/6.

Vibrator Power Units Type 173. Input 24v D.C. Output 120v. Stabilised by S.130. With 12v vib. and metal rect., in metal case, 6½" x 10½" x 3½", 11/6 post paid.

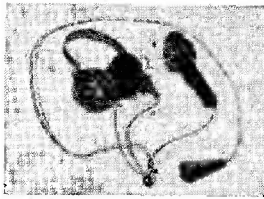
S.M. DIALS, as used on R.F.26, etc., less Cursor, 3/11.

TRANSMITTER TUNING UNITS



TU6B TU8B TU9B
As shown, New 10/-. Slightly Soiled 7/- Buy now parts worth 8s

MOVING COIL HEAD- PHONES & MICROPHONE



Superb Quality Worth 7 gns. Our Price Brand New 10/-. Carr. Paid. A few Slightly Soiled 7/6. Carriage Paid.

Don't hesitate, These Are Good.

TYPE BC 966A AMERICAN I.F.F. UNITS



Complete with Valves and Case. Perfect. Price Complete 37/6 Carriage Paid.

Generators from BC 966A easily converted to Motor for 230v AC. Beautiful Multiple Geared Drives at one end. Will work Models or small Plant. Brand New 25/- each. Carriage Paid.

AERIAL COUPLING UNIT BC 306



Tapped Coil and variometer controlled by S.M. Drive. Large Ceramic Switch.

3 Bank Type 5-position. A snip at 11/6 each. Post Paid. (These are Slightly Soiled, Otherwise Perfect.)

DYNAMOTORS

Type PE73C DC 24v to DC 1 KV

1,000v 350 mA from 24v battery. These superb rotary machines made by General Electric are complete with built-on starter switch, fuses, suppressors, etc., total size 10" x 10" x 6". They are ideal for Mobile Tx. High Power Amplifiers, etc., or for home shack when DC supply only is available.

The Price Brand New 45/- Few Slightly Soiled at 32/6 Carriage Paid.

AERIAL RELAY UNITS

Incorporating Meter Cal 0-10, separate Thermo Couple and 50 pf Vacuum Condenser. A very neat unit. Brand New 10/6

AERIAL MASTS. Steel, telescopic, approx. 40 ft. 70/-.

AERIAL MASTS. Solid brass telescopic tube with small hand winch fitted to base for raising and lowering.

A wonderful offer at 7 gns.

AERIAL SWITCHES. S.P.D.T. nife action 2/6 each.

AERIALS. ROTATING REFLECTOR as used for radar, 24v motor, beautiful geared base, tilt, selsyn unit, and a whole lot of units mounted on base 25/- each plus Carriage £1 total 45/-. Ideal to adapt for base of beam.

ALTITUDE limit switches with bank of resistors 1/6.

ADMIRALTY P.24. VHF receivers VR91-VR136-CV58-CV52, £4/10/-.

AERIAL VARIOMETERS for 19 sets, 7/6 each.

CHOKES, L.F. 500 mA normal smoothing, 12/6 ; 200 mA 5 henry, 6/- ; 100 mA 9 henry, 6/-.

CONDENSERS. .01 mfd 3 kV Metal tubular, 2/6 ; 6 mfd metal can 600v, 2/6 ; 8 mfd metal can 500v, 3/- ; 1 mfd metal can 2 kV, 2/6 ; 500 mfd 15v Ali. can, 7/6.

CONDENSERS TUBULAR WIRE ENDED. SPECIAL OFFER TESTED & GUARANTEED PERFECT.

Per Gross		Per Doz.		Per Gross		Per Doz.	
.001 1 kV working	48/-	6/-	Each 9d.	.05 500v working	48/-	6/-	Each 9d.
.002 1 kV working	48/-	6/-	Each 9d.	.1 500v working	48/-	6/-	Each 9d.
.02 750v working	48/-	6/-	Each 9d.	.1 1 kV working	48/-	6/-	Each 9d.
.05 350v working	36/-	5/-	Each 8d.	.1 2 kV working	60/-	8/-	Each 1/-

COMPASSES. Magnetic 6 inch dial in wood case 12/6 each. Slightly Soiled 7/6 each. Dented but in working order 5/- each.

COMPASSES. Gyro Indicator. Air pressure or suction 12/6 each. Gyro flux gate compass transmitters (electrical) 12/6 each.

CONTROL BOXES for 19 sets. No. 1 Mk 2 ZA10243 ; No. 2. Mk 2 ZA10358 ; No. 3 Dist ZA10244. The set of three for 7/6.

FUSES. Cartridge type 150 mA, 1/2, 5a, 10a. Price per Doz. 2/6.

PANEL INDICATORS. Red cap 3/4" dia. takes M.E.S. flashlamp bulb 6/6 doz.

SWITCHES. 15a D.P. ironclad 5/6 each. Small Yaxley D.P.D.T. 9d. each or 6/- per Doz.

MORSE KEYS. Good quality metal cased with lead and std jack 5/6.

T.X. R.X. Army 22X complete with 12v Power Pack £7/10/-.

SIGNAL GENERATOR. Avo battery model 95 kc to 80 mc/s as new £8/10/-. Ditto but all mains model as new £10/10/-.

INSULATORS. P.O. Line pattern 5/6 Per Dozen.

SPECIAL OFFER. 0.1 mfd 5,000v D.C. working condensers Boxed New by G.E.C. 1" insulated pillars, size 2 1/2" x 3 1/2" x 6 1/2" high at 7/6 each or 12/6 for two.

ALL GOODS CARRIAGE PAID UNLESS MARKED OTHERWISE

ASTROSONICS LTD., 166 Ashley Road, Hale, Cheshire

YOU'LL DO BETTER AT LAWRENCES

3 GOOD REASONS WHY

1. EXTRA SPECIAL VALUES

You buy at Lawrences at lowest possible prices. You get the best and most carefully selected Radio Surplus available in the country, *plus* substantial savings on every order.

2. QUICKEST SERVICE

Backed by years of experience, encouraged by customer's commendation, our technical staff give express delivery, speed your order to you carefully packed against all hazards.

3. ABSOLUTE SATISFACTION

We guarantee you'll be satisfied. You play safe when you buy at Lawrences.

FREE !

NEW COMPLETE RADIO SURPLUS BULLETIN

Mail the coupon below at once for your copy of this great up-to-the-minute publication. No advertisement could keep you advised of the countless astonishing bargains available. Whether you be Amateur, Industrial Buyer, Service Engineer or Experimenter, **EVERY** Short Wave Magazine reader will find something of interest in the fully illustrated pages, packed with technical data. In addition, you get pages of hard-to-find technical information, surplus conversion data, station lists, etc., and it's all **FREE**.

FOR RADIO SURPLUS, A TO Z, YOU MUST GET A COPY NOW !

-----Clip coupon and mail under 1d. stamp-----

**LAWRENCES RADIO, Dept. OS.,
61 BYROM STREET, LIVERPOOL, 3, ENGLAND.**

Rush New Complete Radio Surplus Bulletin, free of charge.

NAME

ADDRESS


BLOCK CAPITALS

RADIO EXCHANGE Co. for Bargains!


9 CAULDWELL STREET, BEDFORD.

IMMEDIATE DELIVERY!

WIRE RECORDERS. A huge new purchase of these wonderful machines enables us to establish a new record low price. Differing slightly from those previously offered, they consist of a four stage (6SJ7) wide band amplifier which is used as record/playback amplifier, or as a preamp for PA purposes. Two independent stages of negative feedback are incorporated; the erase



oscillator, which applies a super-sonic bias during recording, and the very rugged motor, are built into this unit. The detachable recording head, using machine-cut gears throughout, contains timing scales, an automatic switch, and sufficient wire for 40/45 mins. There is provision for high impedance mike, or pickup input. Designed for the U.S. Navy, they will give a lifetime of trouble-free use. Power requirements are only 115 watts at 115v AC. 50/60 c.p.s. PRICE £37/10/- . . . and NO WAITING.




RECEIVER TYPE 21. 9 battery operated valves! A superhet from 4.2—7.5 mc/s and a double superhet from 18-31 mc/s, they incorporate a BFO and a crash limiter. These sets, the Rx of the W/S21, have been removed from the transmitter/PU section and appear to be new. OUR PRICE ONLY 35/- carr. paid, with full circuit. Suitable batteries 7/6.

RECEIVER TYPE 25. The Rx unit of the 1196. . . You read G6FW's article in Aug. S.W.M. on how to convert this unit, but even as a unit for stripping the IF's, valves, etc., make it one of today's most attractive buys. RADIO EXCHANGE PRICE 20/6, carr. paid.

NOISE LIMITERS. Another huge purchase of these COMPLETE kits, containing double diode valve in a complete sub-assembly, with all small parts and an instruction manual, which although it refers to one particular American Rx, is sufficiently comprehensive to enable you to fit the unit to ANY superhet. OUR PRICE 3/6, post free.

COMMUNICATION SET RG39. A seven-valve "super" superhet, covering 100 kc/s—26 mc/s (but easily modified down to 10), with built-in BFO, filter, etc. Coils are turret mounted, and the unit appears to be of Marconi manufacture. A REAL communications set, for the price of a toy! . . . with power pack £17/10/-.




INDICATOR 198. With 3" CRT, 4 SP61's and 3 EA50's, and a host of pots, condensers, switches and resistors, it is contained in an attractive steel case and forms the ideal unit for building a C.R.O. or modulation monitor. BRAND NEW, in sealed cartons £2. Still a few, new, but slightly store soiled for 30/-.

PU TYPE 4. These units, with electrolytic condensers, chokes, metal rectifiers, and vibrator transformer, are offered at scrap price, but they are really first-class equipment, and with an attractive front panel and top quality components may be used for mobile or emergency operation of your station. ONLY 7/6, carr. 2/6 (store soiled).

COMMUNICATION SET RG42. Containing 13 valves (inc. rect), they cover 1.5-26 mc/s, but will pull down to 30 mc/s, and have variable selectivity, BFO, and all normal controls. There is provision for phone or speaker operation. Power pack is built in. Marconi manufacture, and in tip-top condition £20.

S.L.C. RECEIVERS. Are you interested in TV? . . . or do you want to get down to "2"? The SLC receiver, with 2 RF's, tunable oscillator, 4 IF's staggered from 9.5 to 13.5 mc/s, det. and all necessary output stages. . . plus a double rectifier power pack and additional stages, fitted for specialised purposes, forms the ideal unit for either of these functions. 18 valves in all, SACRIFICED at 30/-, Circuit and our TV modification data, 3/-.

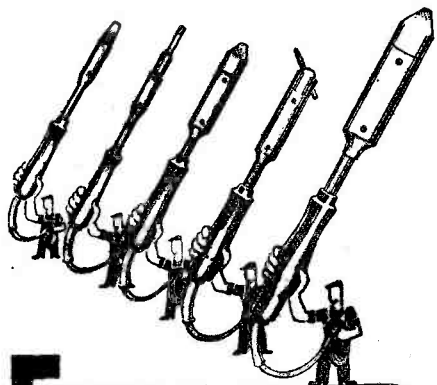


TR9 RECEIVERS. This six-valve battery operated Rx is one of the greatest bargains ever offered. . . Six valves, ready to use. . . and easily converted for other bands. . . a TRF receiver that will amaze you. Our price ONLY 15/-, carr. paid.

All goods sold as used unless otherwise stated.

RADIO EXCHANGE CO.

9 CAULDWELL STREET,
BEDFORD. Phone: 5568



5 SOLON MODELS

SOLON electric soldering irons have proved their capacity for continuous service under the most exacting conditions. 5 models; 240 watt oval tapered bit; 125 watt oval tapered and round pencil bits and 65 watt oval tapered and round pencil bits. Each model complete with 6 feet of Henley 3-core flexible. Now available from stock. Write for folder Y.10.

**HENLEY
SOLON**
ELECTRIC
SOLDERING IRONS

W. T. HENLEY'S
TELEGRAPH WORKS CO. LTD.
51-53 Hatton Garden, London, E.C.1



ROA 931A PHOTO-ELECTRIC CELL AND MULTIPLIER. For facsimile transmission, flying spot telecine transmission and research involving low light-levels, 9-stage multiplier. Brand new and guaranteed. Only 30/-.
Base is now available for this cell, at 4/6d. only.

TX VALVES. Westinghouse 813 at 50/-. 832 at 20/-. 866A at 15/-. Klystron 723A/B at 82/6. All brand new and boxed.

TYPE BC 624A RECEIVERS. Absolutely brand new by BENDIX, etc. Valve line-up: 12AHT, 12J5, 3 12SQ7, 12C8, 8 9003, 9002, making 10 valves in all. Frequency coverage 100-156 m/cs. Can be supplied at the absurdly low price of 25/-. (carriage and packing free).

RECEIVER TYPE 25. The receiver portion of the T/H 1196. Covers 4.3-6.7 Mc/s., and makes an ideal basis for an all-wave receiver, as per "Practical Wireless," August issue. Complete with valves types EF36(2), EF39(2), EK32 and EB(33). Supplied complete with necessary conversion data for home use. Only 22/6. Chassis only, 8/6.

1135A AMPLIFIER CHASSIS. Comprising 3 valves, VR55, VR57 and VR92, plus transformer and many useful components. In used condition. Only 10/-.

RECEIVER UNIT TYPE 159. Size 8" x 6 1/2" x 4 1/2", containing VR91, VR92, CV66, VR65 and 24v selector Switch. New condition, 15/-.

EX GOVT. POWER UNIT. Size 7" x 7" x 4", containing VU120 H.V. Rect. 5Z4, 1 2.5 kv. relay and transformers. 15/-.

INDICATOR UNIT TYPE 198. Containing VCR 138A 3 1/2" tube, 3 VR65, 1 VR54, 1 VR92, 2 high-speed relays, volume controls and 101 res. and condensers. In new condition. Suitable for an oscilloscope. 35/-.

METER DISTRIBUTION BOARDS. Comprising 0-300v M.I. Meter, 3 1/2" AC/DC Input Plug and Socket, 3 Output Sockets, 2 porcelain fuses. Total size, 12" x 6". Brand new and individually boxed. 17/6.

SPRAGUE ELECTROLYTIC CONDENSERS. A very large purchase enables us to offer the following famous make. All are 500 v.w., and all are metal, negative can. Each is supplied complete with new type paxolin fixing plate. 8mfd. 2" x 1 1/2", 2/6. 16mfd. 2" x 1 3/8. 8 x 8mfd. 2" x 1 1/2", 4/-. 16 x 8 mfd. 2" x 1 1/2", 4/6.

OSMOR MIDGET "Q" COIL PACKS. Size 3 1/2" x 2 1/2" x 1 1/2". Amazing performance. Polystyrene formers with adjustable iron cores. One-hole fixing, only five connections. Factory aligned, complete with full receiver circuits, and instructions. S'het for 403 kc/s, 33/- only. L.M.S. also for T.H.F. operation M. and L. w. 30/-. We can now offer the latest "Q" pack for S'het battery operation. Complete with circuits incorporating either 1A7 or 1T4 series Valves. This pack is supplied with ready-wound frame aerial. Price 37/6.

Please note that separate H.F. Stage, for addition to the above Mains Superhet Coil Pack, can now be supplied at 15/- only. Complete with all necessary easy-to-follow instructions.

Send stamp for current Component List. Probably the most comprehensive in the trade.

5 HARROW ROAD, LONDON, W.2
PADddington 1008/9

G2AK This Month's Bargains G2AK

DON'T LOSE THAT S4 DX SIGNAL IN NOISE, FIT A NOISE LIMITER

Complete Noise Limiter Kits, comprising small sub-chassis (1½" wide x 4½" overall). Will fit any receiver, complete with all components, wired, instructions and valve (6H6), on/off Switch, takes only a few minutes to fit.

LIMITED QUANTITY ONLY AVAILABLE. ORDER EARLY. Only 10/- each. Post Free

R.C.A. Speech Amplifiers. 15 watts from 4 6J7, 2 6L6, 1 5U4. Input 200/250v AC, 50/60c. M.C. Mike input, 15 and 500 ohm output. In handsome grey cabinet 17" long, 9" high, 11" deep. These are brand new in original boxes, and are unbeatable value at £15, plus 10/- carriage.

SCR 522 Receivers, complete with 11 valves, 25/-, plus 5/- carriage.

SCR522 Transmitter, less valves, modulation transformer and xtal switch, 7/6, plus 2/6 carriage (the 832 holders are worth more than this).

FREE GIFT OFFER. Purchase two 832 valves (new and boxed) at 25/- each, and we will make you a gift of the above transmitter.

YOU MUST HAVE ONE OF THESE FOR YOUR BEAM

American Telescopic Plywood Masts

These excellent 30 ft. masts can be erected by two people in half an hour on tripod support and will carry a really heavy beam antenna, their hollow construction lends itself to this application, together with the fact that they are non-metallic and the telescopic feature allows tune up at a height of only 10 ft.

5" dia. at base, 3" dia. at top, tripods 8' long 4" dia.

Please write for photographs only **£4. 10. 0** each. Packing and Carriage 10/-

FOR ALL YOUR HAM REQUIREMENTS

PLEASE PRINT YOUR NAME AND ADDRESS

CHAS. H. YOUNG, G2AK The Red House, Phillips Street, Aston, Birmingham, 6 Phone: ASTON Cross 3381

Benson's Better Bargains


R1355. Brand new, cartoned, 70/- RF UNITS 24, 25, with one each var. cond. 75 pf double-ended, 75 pf twin, Eddystone cond. and Muirhead dial, for conversion, each 25/- RESISTORS 100k 2w, 1/- R1116A. 15/2.000 metres, battery Rx, complete, £7 R3131. For TV or 144 mcs conversion. Valves EF54 RF, EF52 Mixer, EC52 Osc., EF50 x 60. VU120 and VU39. Store-soiled, 45/- MODULATOR 68. Brand new. Valves CV172, 4 stages RCC (Sp61s), KT61 output, 30/- Rx69. New, with 6 x EF50, 4 x EBC33 and dynamotor power pack, I.F. AMP., 45/- TRANSFORMERS : 610-0-610v 185 ma, 20/- ; 6v, 1a (2), 7v 5a, 4v 6a, 15/- ; Reversible 230v to 15-10-5-0-195-215-235v 2½a, 20/- ; 0/260-300-340v 120 ma, 10/- ; 48v ½a, 8/- ; 400/0/400, tapped 250, 300, 350 80 ma, 15/- Above have std. input 50c. RCA. Fully shrouded. Input 190/250v, 50c. Output 400-350-0-350-400 200 ma, 6.3v 6a, 5v 3a, 37/6. DRIVER/MOD. CT Primary, Twin Sec. each 1:1-74. Impedance P500/Ss3K, 2 KV. insulation, 10/- THE PAIR, 40/- boxed. VIBRATOR PACKS, DC 6v to 190v 80 ma and 6v, 22/6. 12v to 250v 120 ma, ex No. 19 Set, 20/- BC453/4/5 3-gang variables, 3/6 ; Dynamotors, 7/6. Set 3 coils, 3/6 ; set 3 IFTS, 5/- (454/5 ONLY). OIL-FILLED CONDENSERS, -1 2.5Kv, 3/6. 1 600v, 9d., -5 800v, 1/6 (all tub. bakelite). Metal 1 mfd 1.5 kv, 1/6, 4 mfd 1 kv, 4/6, 12 mfd 750 vw, 5/6. DIODES IN22, 3/6. MUIRHEAD SM DRIVE, 4/6. XTALS, 5-1 to 6-78. 7-55 to 8-5 mcs, 5/6, 8-09, 7/6. 100 kcs, ½ in., 15/- PYE PLUGS (2) on 1 yd. coax., 1/6. 144 mcs CONVERTERS : Valves CV66, EF54 (2), EC52, with circ., 20/-.

METAL RECTIFIERS 600v 30ma, 230v 80ma, HW, each 5/- ; 280v 100ma CT, 6/6 ; F.W. 230v ½a, 7/6 ; 48v 2½a, 15/6 ; 15v 5a, 17/6. 12v 6a, 22/6. 12v 1½a, 8/- 48v 1a, 5/6, 70v ½a, 4/- CHOKES 1 kv. w. 350ma 7H, 15/- ; 500 vw 250ma 7H, 10/- 300 ohms 100 ma, 4/-, 100 ohms 200 ma, 7/- POTENTIOMETERS. Ceramic 1k ½a, 5/6, w/v 20k 4w, 3/-, ½k, 1/9 ; Carbon ½m 100k 50k, 1/3. VITREOUS RESISTORS 35k 35v, 30k 25v 400 ohms 20w, each 1/- 2-5k 15w, 1/- BULGIN. Twin fuscholders, 1/- ; Ruby Indicators, 1/3 ; Toggles SP, 1/9 ; Mains (chassis), plug and socket, 2-pin 5a, 1/3. Toggles DP, 1/3. VAR. CONDENSERS. Spindled, ceramic miniatures, 100 pf, 2/- ; 25 pf, 1/3 ; 75 pf D.E., 1/6 ; 75 pf twin, 2/6 ; 160 pf 3-gang, 5/- Knobs, various, 6/- doz. SPINDLE COUPLERS std. ½ in., 9d., Eplcyclic drives SM, 1/3. METERS MC 0/50ma, 6/- ; 0/2½a, 7/6 ; 0/1a, 5/- ; 0/30a, 7/6 ; 0/100 ma, 6/- ; 0/500 µA 5/- 0/250 ma Thermo, 3/6, 2/3 5kv, mc 15/- BC348. Trimmer Kits, 3/6 ; AI Knobs, 9d. Bendix Ant. Relays DPDT, 5/- ; Resistors, new, 40 values, 50 asstd., 5/6. VALVES—5R4GY, 6SN7, 6SL7, EF50, ARP12, AR8, EF39, EF36, 6K7M, EBC33, 3B24, at 5/- ; 2051, 6SH7, SP61, SP41, at 3/6 ; 6H6, EA50, EB34, 7H93, CV6, at 3/- ; 5U4G, SZ4M, 6X5, VR150/30, 6B8M, 6SC7M, 12A6, 6AC7, 12K8, 6J7, 6SJ7, VU133 at 6/6 ; 6V6G, 6L7M, ECH35, 6K8M, 6E7, 807, EC52, CV66, EF54 at 7/6 ; 12SK7, 12SR7, 12SG7, 12AH7, 12K8, 12C8, 9003, 9002, 25/- parcel. CALLERS—Bendix 3 types, TR1196 Rx, No. 21 Set Rx, Indicators 6E, IFFs, etc.

Terms : C.W.O. NO C.O.D. Carr. Paid. S.A.E. enquiries please.

W.A. BENSON, 308 RATHBONE RD., LIVERPOOL 13 STONEYCROFT 1604

TELEVISION for £15 : 5



BY USING OUR EK-RADAR UNITS FOR YOUR HOME-BUILT TELEVISOR YOU ARE LETTING THE BEST OF BRITISH BRAINS AND INDUSTRY SAVE YOU MONEY, TIME AND TROUBLE. For instance the vision receiver is practically built for you, and after all the vision receiver is the stumbling block of many constructors, because in this unit even the spacing of each component is important. To have one of these almost ready made, obviously is a tremendous advantage. Again the Indicator supplied for our Mark II Televisor is a double-decker type, so that it accommodates the time base, sound receiver, power pack and tube in a very professional manner. In fact the whole receiver assemblies into a compact table model, size approximately 16in. wide, 12in. high and 19in. deep as illustrated. Of course, if you want to make up a console, you can spread the units about. TRIED AND APPROVED CIRCUIT. Our Mark II has already been built by over 1,000 people (men and women), and many have remarked "that it worked first time," and we have even had letters from people claiming results from places as far off as Birmingham, Liverpool and York. A few, of course, get into difficulties, but this is inevitable with any set using 20 or so valves. Nevertheless, we have a technical information service to help you in these cases.

QUESTION 1. Is technical knowledge necessary?

ANSWER. You need not know anything about television, but you must be able to work from and understand a theory circuit diagram.

QUESTION 2. What is the total cost?

ANSWER. £15 5s. 0d. If you collect the goods yourself, otherwise £1 extra for the packing cases and carriage. (All items may be bought separately, detailed price list is enclosed with our 7/6 date, or will be sent on request.)

QUESTION 3. Does £15 5s. 0d. include everything?

ANSWER. It includes a new VCR.57 Picture tube, 6in. Loud-speaker and everything else which goes into the cabinet, but it doesn't include the cabinet nor the aerial and lead-in. (Aerial kits can be supplied, indoor type 15/-, outdoor type 25/-, lead-in at 3d. per ft.)

QUESTION 4. How much is the date?

ANSWER. Our data contains 26 pages of instructions, wiring diagrams and photographs and was very costly to produce, and for this we charge 7/6 per copy, but this will be credited to you if you buy the bulk of the components and the units, and also this price includes free technical advice.

DEMONSTRATIONS DAILY. Why not call to see our demonstration model, we are open until 6 p.m. weekdays and until 5 p.m. Saturdays, when a made-up receiver can be seen working if a programme is being transmitted. If you can't call, we will send the outfit carefully packed in wooden crates for £1 extra.

AMERICAN VALVES

0Z4	7/6	6AG7	6/6	6K5	7/6	7B6	7/6	35ZAGT	10/6
1C5	8/6	6B4	7/6	6L6G	10/-	7C7	7/6	35L6G	8/6
1L44	7/6	6B7	10/2	6L7	7/6	12A6	6/6	39/44	8/6
1N5	8/6	6BB	6/-	6N7	10/-	12K7	8/6	32	7/6
1R5	6/6	6C5	7/6	6Q7	6/6	12K8	8/6	41	7/6
1R5	6/6	6C6	9/6	6S47	7/6	12SH7	7/6	42	10/6
1T4	6/6	6D6	7/6	6S67	6/6	12SK7	8/6	58	7/6
1S4	6/6	6B5	6/6	6S87	7/6	12S07	8/6	59	10/-
2A3	9/-	6P6	7/6	6SK7	6/6	12Q7	7/6	88	8/-
2X2	7/6	6F7	8/6	6SL7	6/6	12SR7	7/6	89	8/-
5U4	7/6	666G	6/6	6S37	6/6	14F6	9/6	807	7/6
5V4	7/6	61B	3/6	6SN7	6/-	18	10/6	84/6Z4	10/-
5X4	8/6	635	6/6	6T7	8/-	19	10/6	9001	9/-
5Z4	13/6	618	15/-	6U7	8/6	25L6GT	7/6	9002	9/-
5Z4	7/6	617	7/6	6V6	7/6	25V5	10/-	954 acorn	5/6
6A3	10/6	6K7G	7/6	6X5	6/6	25Z4	9/-	868A	15/6
6AC7	6/6	6K7GT	9/6	7A7	7/6	25Z6GT	7/6		
6AG5	6/6	6K7 MET	7/6	7A8	7/6	28D7	6/6		

SALE OF RADIO SPARES

MAINS TRANSFORMER. "WODEN" made for the "AR88"—potted—fully shrouded and impregnated, fitted primary screen. 280-0-280 at 150 mA, 6-3v at 10 amp and 5v at 3 amp. Primary suitable for 50 cycle mains, 110-250v, 27/8. List No. 01.

MAINS TRANSFORMER. "PARMEKO" half-shrouded drop-through type, 350-0-350 at 80 mA, 6-3v at 4 amp, 5v at 3 amp, primary tapped for 200-240, fitted primary screen and impregnated, 16/8. List No. PF2.

MAINS TRANSFORMER. 260-0-260 at 60/70 mA, 6-3v at 3 amp, 5v at 2 amp otherwise as PF2 above, 13/9. Order List No. PF3.

MAINS TRANSFORMER. 260-0-260 at 60-70 mA, 4v at 4 amp, 4v at 2 amp otherwise as PF2, 13/9. Order List No. PF4.

TUNING CONDENSER. Standard size 2-gang-0005 long (2" spindle) "PLESSEY," 3/6. Order List No. 06.

AMPEENOL INTERNATIONAL octal valve holder, 6d. each. Order List No. PF10.

MIDGET TUNING CONDENSER. 2-gang -00036 fitted with trimmers, and complete with Perspex dust cover. These condensers made by "PLESSEY" are of the type used for tuning personal receivers, 6/6, plus 8d. postage. Order List No. PF6.

4-GANG TUNING CONDENSERS. -0005 each section—fitted trimmers—ceramic insulation. These are complete in a very useful chassis, and are fitted with a drive. Government surplus equipment but new and perfect, 2/8, plus 1/3 postage, case of 6 units, 17/6, carriage paid. Order List No. PF7.

3 1/2" P.M. SPEAKER "ROLA," less output transformer, 8/9. Order List No. PF11.

5" P.M. SPEAKER "ROLA," fitted standard O.P. transformer, 11/3. Order List No. PF13.

12" P.M. SPEAKER "TRUVOX," 42/6. Order List No. B88.

ELECTROLYTIC CONDENSERS

8 mfd. 350v	1/6
16 mfd. 350v	1/11
32 mfd. 350v	1/11
25 x 25 mfd. 200v	3/11
8 mfd. 150v	1/3
25 mfd. 20v	1/-
25 mfd. 50v	1/6
60 mfd. 12v	10d.
10 mfd. 25v	10d.
2 mfd. 450v	1/-
4 mfd. 450v	1/3
8 mfd. 450v	1/11
16 mfd. 450v	2/6
8 x 8 mfd. 450v	3/4
8 x 16 mfd. 450v	3/4
16 x 16 mfd. 450v	3/9
18 x 8 x 24 mfd.	4/9
8 mfd. 500v BR.850	2/6
16 mfd. 500v BR.1650	3/6



Send cash with order or request C.O.D. Orders over £2 are post free—we are open until 5 p.m. Sats. List available on request—if helps us if you can quote our Bin No.

PRECISION EQUIPMENT


3 Electron House, Windmill Hill, Ruislip Manor, Middlesex

THE RADIOVISION 'COMMANDER' DOUBLE FREQUENCY CONVERSION RECEIVER

..... THE COMMUNICATIONS RECEIVER EVERYONE IS TALKING ABOUT IS ON SHOW, etc., AT THE R.S.G.B. MANCHESTER CONVENTION

THE **SELECTIVITY** IS ASTOUNDING !!!

BANDSPREAD SUPERB !



THE "COMMANDER" MODEL "B"

HIRE PURCHASE FACILITIES AVAILABLE

Tel. : Leicester 20167.

NOW IS THE TIME TO ORDER THIS EXCEPTIONAL RECEIVER AND REALLY ENJOY "HAM" RADIO THIS WINTER !

YOU WILL NOT BE SATISFIED WITH ORDINARY COMMUNICATIONS RECEIVERS ONCE YOU HAVE USED A "COMMANDER"—SO DO NOT BE MISLED BY INEXPERIENCED 'EXPERTS' !

Ask your dealer for details NOW or write direct to us . . . the designers and manufacturers

RADIOVISION (LEICESTER) LTD.
58-60 RUTLAND ST., LEICESTER

TELEVISION FOR £15?

Certainly, if you build the W.D. Mk. 11A Televisor. This televisor has already been built by hundreds of satisfied constructors, and as the result of advantageous buying in the past few weeks we are able to pass the resultant saving on component parts to the public. The employment of ex-Govt. Radar Gear with the VCR97 C.R. Tube, which most constructors are using anyway, ensures that the minimum of work is done and the maximum results obtained. Two radar items are used, an indicator unit which contains the tube and the majority of the valves and components, and a Vision Receiver I.F. Strip which in effect is a ready made vision receiver requiring only slight alteration for the television frequencies. These two units now cost only £6, and if desired we can supply every other item required to finish the job. A detailed list is available, which shows the total cost to be a few coppers under £15/5/- . COMPLETE CONSTRUCTIONAL DATA is supplied gratis with every order for the two radar items, or alternatively can be purchased for 7/6 and the cost will be allowed against the resultant purchase of the two units within the ensuing 14 days. If you are considering building a televisor this winter why not invest 7/6 ? Remember, the Vision Receiver is the "heart" of any televisor, so why not use a precision factory-made item instead of attempting it yourself ? When ordering the two radar items please add 12/6 carriage costs plus 10/- deposit on returnable packing case. If in doubt, come along and let the demonstration model make up your mind.

C.W.O. please

S.A.E. brings Television Lists

U.E.I. CORP, The Radio Corner, 138 Grays Inn Road, London, W.C.1
(Phone : TERminus 7937)

Open until 1 p.m. Saturdays. We are two mins. walk from High Holborn (Chancery Lane Station) and 5 mins. by bus from King's Cross.

H. WHITAKER G3SJ

10 YORKSHIRE STREET, BURNLEY

Phone 4924

XTALS. We offer the following range of xtals from the biggest stocks in the British Isles. All these xtals are by Leading American Manufacturers, R.C.A., Valpey, Bliley, G.E.C., etc., and are unconditionally guaranteed by us except against misuse. An output of upwards of 4 watts is readily available, and they can be used straight pen or tritet. All the holders are $\frac{1}{2}$ " pin spacing, standard U.S.A. FT4 type, except the 80-metre band which are BC610 type fitting with $\frac{3}{8}$ " pin spacing.

144 Meg. BAND. Your choice of freq. 8000/8110, 15/-; 6000/6083, 9000/9125, 15/-.

7 Meg. BAND. Your choice of freq. 7000/7300, 12/6.

28 Meg. BAND. Triple 9333/10 Mc., quad. 7 Mc to 7500 Kc, 12/6.

3-5 Meg. BAND. 3500/3800. Your choice of freq., 15/-.

I.F.'s, etc. 290/400 Kc, 800/1040 Kc with the exception of 1000 Kc dead, any freq., 15/-.

21 Meg. BAND. Our special offer for the band remains open, your choice to quad. 5327.5 or 5295 Kc at 7/6.

Due to the exceptionally heavy demand for the high frequency end of 144 Mc our special offer of last month has been reluctantly withdrawn, all September orders having been now fulfilled.

BC.221's. Brand new, without a blemish, £15/10/-.

As Above, about 30 available, all new but with slightly scratched or marked cases, from £9, according to condition.

U.S.A. POWER UNITS. A few more of these popular units available. R34H. Input 110/230v. Output 1000v DC at 400 mills, 12v 14½ amp, 10v 3 amp. Weight 250 lb, £12.

R34 G or B. Input as above. Output 1,200v at 450 mills, 12v at 14 amp, 10v DC at 3 amp from separate metal rectifier. Variac control of 12v AC, and 1200v DC. Two 3" flush Westinghouse Meters, 0/15v AC, and 0/1,200v DC. Complete with 2 866 rectifiers. Price £18, carr. paid.

Both the above models are the last word in power units. They are completely foolproof. Three circuit breakers are employed, which trip on any short, or overload. Push-button stop, start. Provision for relay remote control if desired. Automatic delay switch for 866 rectifiers. Automatic heating for cold weather, fan cooled for hot weather, both with thermostatic control. Finish is in black crackle and beyond reproach.

BLEEDERS. Vit. A huge purchase enables us to offer at give-away prices. 20k 120 watt, 20k 60 watt, 75k 40w, 50k 60w, 50k 50w, 75k 50w, 60k 50w, 50k tapped at 25k 50w, 5k 40w, 5k 20w, 435 ohm 100w, 350ohm 100w. Any size, 2/- each, 18/- doz. assorted.

B.C.610, top band tank coils, Barker and Williamson, 8/6. B.C.610, top band exciter units TU61, 8/6.

B.C.610, modified exciter units or 10, 20 or 40, 27/6 each. Plate transformer 2,000/0/2,000, 800 Mills primary 110/120, suitable for B.C.610, £3/10/-.

GERRARD AUTO-RECORD CHANGER, Model RC65. 250/110v A.C. 10" or 12" mixed. List £22/10/- New and boxed, £15

R.C.A. PLATE TRANSFORMER, 2,000/1,500/0/1,500/2,000, 800 mills, primary 230v, £4/10/-.

R.C.A. FILAMENT TRANSFORMER. 230v, primary 10v CT twice, for pair of 813's, completely screened, 25/-.

THE FOLLOWING POWER SUPPLY COMPONENTS BY THERMADOR, Los Angeles, Cal. Represent the cream of American production, both in appearance and performance, and carry our full and unconditional guarantee.

MODULATION TRANS. 400 watts. Primary 6,700 ohms, centre tapped. Sec. 4,500/5,000 or 5,500 ohms. Max. operating level plus 47db. Freq., plus or minus, 1db, 400/4,000 cy. Size 7" x 6" x 5". Core size 2½", porcelain standoffs, and completely screened. In original wooden crates, 50/-.

PLATE TRANS. Input 200/250v 50 cy. Output 680/0/680 at 225 mills. 6½" x 5" x 4". Core size 2½". 50/- each.

FIL. TRANS. Input 200/250v 50 cy. Output 10v CT 10 amp. plus 10v CT 8 amp, 2,000v test. Size 7" x 5" x 4½". 2½" Core. 30/- each.

FIL. TRANS. Input as above. Output 6-3v CT 6 amp., 5v CT 6 amp. Size 6" x 4" x 4½". Each 25/-.

FIL. TRANS. For pair of 866's. Input as above. Output 2½v CT 10 amp. Porcelain standoffs. Sec. test volts 7500. Size 6" x 4" x 4½". Each 30/-.

L.F. CHOKE. 10 Hy. at 225 mills. DC. Res. 84 ohms. 5" x 4" x 4½". 20/-.

DRIVER TRANSFORMER P.P. 6L6 anodes to P.P. TZ40 or 811 grids. 1.74 to 1. Completely screened. Split Secondary, at 15/-.

832 VALVES, Brand New and boxed, at 25/-.

VALVES. TX. 866, 25/-; 836, RG240A, 20/-; FG17, 20/-; 5U4, 10/-; 5R4GY, 7/6; 250TH, £3; 100TH, 35/-; 304TL, £3; 805, 45/-; 388A, 25/-; 811, 45/-; 808, 37/6; 211, 20/-; 813, 60/-; CV57, 30/-; HK257B, 60/-; 807, 6L6, 12/6; 931A, Elec. Mult., 30/-; 2C26, 10/-; 807, 7/6.

VALVES. RX. 6C5, 6B8, 6S37, 6K7, 6G6, 6SK7, 6SH7, 6AC7, 1852, 6SC7, 6SN7, 6AG7, 6H6, 6SL7, 6K6, 1A5, 37, 12SK7, 12A6, 1619, 12SR7, 12SL7, 12SG7, 12K8, 12S37, 12SA7, 12J5, 12CB, 9001, 9004, 955, 1T4, 1L4, 1S5, 1A3, all at 7/6 each. 6F6, 6V6, 6L7, 1613, 6K8, at 8/-; 884, 7/-; 717A, 12/6. 2051, 7/6. 5W4, 5V4, 5Z4, at 7/6. 2C22, 3/-; VR105, 7/6. VR150, 8/-; 6J7, 6X5, 7/6.

BIAS TRANSFORMER. 230v Primary. 175/0/175X40/0/40, at 7/6.

SYLVANIA. IN21 Xtd. Diodes at 5/-.

METERS m/c. Ferr. 0/250 microamps, 2½" round. Proj. 10/6. Weston 3" round flush 0/1 Mills, at 14/-; 0/200, 0/300, 0/500 Mills, 10/6. Ferr. 0/150 Mills, 2" square flush, 7/6. Turner 0/12v D.C., 2" square flush, 5/6. Westinghouse 0/15v A.C., 3" round flush, 25/-; Westinghouse 0/48 mills, 3" round flush, Cal. 0/1,200v, 10/-; Taylor, 0/500 Mills, 3½" round flush, 15/-.

AUTO TRANSFORMERS. 230/115 2½ kvA., £5; ditto Kenyon, 1 kvA, £3

CONDENSERS. T.C.C. 4 mf. 2,000v wkg., size 4" x 4" x 3", at 5/-.

And now full range of G3SJ CW/FONE TX's 50W to 1 kW.

FULL DETAILS AND SPECIFICATIONS ON REQUEST

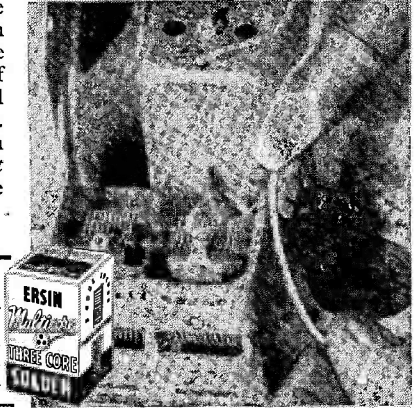
THE EFFICIENCY OF YOUR APPARATUS MAY DEPEND ON

A ha'porth of solder

It costs only about a ha'penny more to make 500 joints with Ersin Multicore Solder than it does with cheap solder. Ersin Multicore Solder gives you a guaranteed standard of sound precision joints, and high-speed soldering with freedom from 'dry' or H.R. joints. Your transmission and reception depend on this standard of quality, and it costs so little to ensure it. Be sure — use only Ersin Multicore Solder.

PRICES SIZE I CARTONS

Catalogue Ref. No.	Alloy Tin/Lead	S.W.G.	Approx. length per carton	List price per carton (subject)
CI6014	60/40	14	26 feet	s. d. 5 0
CI6018	60/40	18	60 feet	5 0
CI4013	40/60	13	22 feet	5 0
CI4016	40/60	16	42 feet	5 0



ERSIN MULTICORE SOLDER

MULTICORE SOLDERS LTD., MELLIER HOUSE, ALBEMARLE STREET, LONDON, W.1.

REGent 1411

THE RADIO & ELECTRICAL MART (G3BSW) of 253-B PORTOBELLO ROAD, LONDON, W.11

Remember, money-back guarantee. Phone : Park 6026 Please add postage when writing.

Take pleasure in offering the following :—

AC/DC Motors. These are converted dynamotors as sold elsewhere for 25/-. Our price, 12/6, postage 1/6.

Valves. 5U4G, 6/6; V960 EHT rectifiers, 5,000v 10 ma, 6/6; 9001, 9002, 9003, 5/-; metal 6K7, 5/6; EF50, 5/6; 954, 955, 3/6; 6V6G, 7/6; 1T4-1S5-1S4-3S4, 6/6; 1R5, 7/6; 6C8, 7/6; 811, 10/6; 6L6, 10/6. All post paid.

Mains Transformers. Input 230v. Output 350.0.350v 250ma. 6.3v 12 amps, 5v 10 amps. Price 35/-. carriage 4/6.

Selenium Rectifiers. H.W. 60 mA, 4/6; 120 mA, 6/6. F.W.6 or 12v 1.5 mA, 10/6. 6 or 12v 4A, 25/-. Postage 6d. on each.

1 mA Selenium Rectifiers. Measure $\frac{1}{2} \times \frac{1}{2} \times \frac{1}{2}$ ". Price 4/- each, post paid.

TR 1196. These 6-v Superhets are the best buy of the day. Just fit a 2-gang variable condenser and all-wave coil pack. Requires only five connections to frequency changer valve and slight modifications. Price 29/6 with circuit, plus 2/- carriage.

Mains Power Supply Unit. In black enamelled case, 9" x 6" x 5", contains heavy-duty transformer, rectifier valve, smoothing choke, condensers, panel light switch and fuses. Input 200/260v AC. Output 6.3v at 3.5 amps. H.T. 350v at 80 ma. Power unit for R1155-R1132A, etc. Jones Plugs supplied with each. Price £3/5/-.

250-watt Double-Wound Transformers. 20v/

110v. Made by G.E.C. With steel shroud. New. £2/7/6 each, carriage paid.

R1132A. 10-valve superhet, covering from 10 to 126 mcs. Large slow-motion dials, 5 meter, etc. Case measures 20" x 12" x 12". Price £4/19/6, or converted ready for use on 144 mcs band £7.

Add 10/- for carriage and packing.

3 1/2" Speakers, P.M., 8/6 each, plus 9d. postage.

5" Plessey P.M., 10/6 each, plus 1/- postage.

8" 19/6 each, plus 1/- postage.

10", 25/- each, plus 1/6 postage.

18" Bakers P.M., £6/-, plus 10/- packing and carriage.

Filament Transformers. Input 230/115v. Output 5v 2A, 5v 3A, 6.3v 6A, 6.3v 2A, 6.3v 1A, 2.5v 2A. Metal cased, 5" x 5" x 4". Price 35/-. plus 2/6 carriage.

We can still supply our MW Coil pack for the BC453, price 17/6, with conversion circuits.

Small Mains Transformers. Our own make. Input 200/240v. Output 6.3v or 4v 2A, 12/6, post 9d. Input 200/230v. Output 240v 60 ma. 6.3v 1.5A. For use with metal rectifiers, 15/- each, post 1/-. Input 200/230v. Output 10v 2.5A 10/6 each, post 1/-.

Type A1271. Microphone pre-amplifier. Contains EF36-2 trans, resistors, condensers, etc., in black metal case 5" x 5" x 5", 10/- each.

Twin Gang '005 Mfd. variable condensers, 5/6. Midget ditto, with dust covers, 8/-. Three-gang, 8/-. All post paid.

VALUES from VALLANCE'S

OIL FILLED CONDENSERS. "BATHTUB" oil filled .1 uf 600 v.w. 1/6. **MIDGET VARIABLE CONDENSERS,** 75 pf. air-spaced 2/9. **VALVES,** EF50, 7/6. VR75/30, VR150/30, 12/6. 100TH, Brand new and boxed, 39/-. 5R4GY, 9/-. **CRYSTAL DETECTORS.** Permanent, 3/6, semi-permanent, 3/6. CV102 Crystal Diodes, 3/-. **MORSE KEYS,** Practice type all parts in brass on polished wood base, 3/3. **VIBRATOR TRANSFORMERS.** Suitable for synchronous or non-synchronous vibrators. Output 280-0-280v, 80 ma. When ordering please state whether you require one for use with 6 or 12v battery. Fully shrouded, 3" x 2½" x 3¼" high. 20/6. **SWITCH CLEANER.** Large tin or bottle, 4/6. **DENCO, POLYSTYRENE SOLUTION,** 1 oz bottles, 1/3, 2 oz bottles, 2/6 **ENAMELLED COPPER WIRE.** 4 oz reels, 16, 17, 18, 19 and 20 swg, 2/3; 21, 22 swg, 2/6; 23 and 24 swg, 2/9; 25, 26, 27 and 28 swg, 3/-; 29 and 30 swg, 3/1; 32, 3/3, 33 and 34, 3/6; 35 and 36, 3/9; 37 and 38, 4/-; 40, 4/6. All post free. **CHOKES.** Ex-Government. Completely enclosed and sealed, with porcelain insulators 4H x 4H at 90 ma, 4½" high x 2½" x 1¾" with fixing bolts welded on. 7/6 each post free. **T.C.C. MOULDED MICA CONDENSERS,** .00015 uf., 1/-, post free. **CANADIAN 58 SET.** "Walkie Talkie," complete with power supply telescopic whip aerial and headphones, carrying harness, etc., £7/17/6, carr. paid. **SMALL EX-GOVERNMENT DIALS.** Slow motion and Direct drive 50-1, 5/6, post free.

ALL GOODS BELOW AT SALE PRICES. Slightly Shop Soiled. **EDDYSTONE S.W. CONDENSERS,** 160 pf., 5/3; 60 pf., 3/6; 40 pf., 3/6. **VARLEY TRANSFORMERS.** Class B. DP41, Ratios 2-1 and 1.5-1, Black Bakelite case, 7/6. **DENCO,** 10 mc/s I.F.'s. Ideal for converter output, 5/- **CYLDON** Variable condensers, 160 pf., 5/6; 100 pf., 5/-; 50 pf., 5/-. Stator vanes mounted on ceramic strips ideal for low power Tx., ⅜" spindles. **CERAMIC TRIMMERS,** 110 pf. single 4d. 3.5-30 pf. Twin, 4d; 15-45 pf. Twin, 4d; 5-40 pf., Twin, 4d. **WODEN TRANSFORMERS,** U.M.1 Modulation transformer, £1/17/6; DTF14, £1; DT2 Driver transformer, £1/5/-. DTM14B, £2/17/6; DTM15A, £2/10/-; DTF18, £1; DSC19 Singing choke, 250ma, £2. Specifications as follows, U.M.I. 30 watt A.F. 120 ma, secondary current Potted D.T.F. 14.5v at 4A. De-Luxe DT2, Ratio 1.56-1. DTM14B, 425-0-425v at 150 ma, 4v at 2 amps and 4v at 6 amps. DTM 15 amps 500-0-500v at 150 ma, 5v at 3 amps and 6.3v at 4 amps. De-Luxe DTF18 5v at 3 amps and 6.3v at 4 amps. DCS19 20 henries, 250 ma. **RESISTORS,** all values ½ watt, 4d.; 1 watt, 8d. **DIALS.** Raymart TXO-Medium Bakelite knob without skirt 2½" dial graduated 0-100, 4/-. **FEEDER CABLE,** Belling Lee L336, 72 ohm Twin, 7½d. yard. **ELSTONE MAINS TRANSFORMERS,** MT100 EA. British and American heater windings, three-way mounting—"drop-through" upright or sideways. Primary, 200/230/250v at 50 cps. Secondaries, 350-0-350v at 100 ma, 6.3v or 4v at 4 amps, and 5v or 4v at

2 amps, 38/-; MT/M1, Midget type. Primary, 200/230/250v at 50 cps. Secondaries, 250-0-250v at 50 ma., 5v at 2 amp, 4v at 2 amp or 6.3v at 1.5 amp. Upright mounting 3" high x 2½" x 3", 24/-. MT/LT2 Primary, 200/230/250v at 50 cps. Secondary, 4v or 6.3v C.T. at 2, 4, or 6 amps facilitated by adjustable primary tappings, 22/-. **BIAS TRANSFORMER,** Primary, 200/230/250v 50 cps. Secondaries, 175-0-175v and 40-0-40v, size 2½" x 3¼", 10/-. 2" fully shrouded. Made by R.C.A., 10/-. Ex-Government Brand new and boxed. **MOVING COIL METERS.** These are Brand New and not Government surplus, 0/20 ma., 0/50 ma., 0/150 ma., 0/250 ma., 12/6 each.

UTILITY MICROCURSOR DIALS ALLOY CHASSIS, 100-1 Ratio, 5/-.

8" x 5", 6/2	} all 2½" in depth.
10" x 6", 8/3	
12" x 8", 8/11	
14" x 9", 10/6	
10" x 8", 8/6	} all 3" in depth.
12" x 8", 9/2	
14" x 9", 11/2	

and all post free.

BAKELITE SHEET.

6" x 4", 2/5	} all ¼" thick and Brown
6" x 6", 3/-	
8" x 6", 3/7	
10" x 8", 5/-	
12" x 8", 5/10	
10" x 6", 4/2	
9" x 6", 3/-	} ½" thick and black.
12" x 6", 3/9	

CATHODE RAY TUBES, VCR 97, 6" green screen. Short persistence. All tested, 39/6 with base. Carriage and packing extra.

When ordering sales goods, wire or cable, please include sufficient extra for post and packing

Vallance & Davison Ltd

Dept. S.W.M.

144 BRIGGATE, LEEDS 1

Tel : 29428/9

PREMIER RADIO

MORRIS AND CO. (RADIO) LTD.

All Post Orders to: JUBILEE WORKS, 167 LOWER CLAPTON RD.
LONDON, E.5. (Amherst 4723; 2763)

152 & 153 FLEET STREET (Central 2833)

207 EDGWARE ROAD, W.2 (Ambassador 4033)
(OPEN UNTIL 6 P.M. SATURDAYS)

You can build a commercial looking and working TELEVISOR with PREMIER KITS for £17 17s. Od.

This receiver consists of 4 units :

The Sound Receiver, Vision Receiver, Time Base and Power Pack. As is usual in all Premier Kits, every single item down to the last bolt and nut is supplied. All chassis are punched and layout diagrams and theoretical circuits are included.

The cost of the Kits of Parts is as follows :

Vision Receiver with valves ...	£3 13 6
Carriage 2/6	
Sound Receiver with valves ...	£2 14 6
Carriage 2/6	
Time Base with valves ...	£2 7 6
Carriage 2/6	
Power Supply Unit with valves ...	£6 3 0
Carriage 5/-	
In addition you will need :	
VC97 Cathode Ray Tube ...	£1 15 0
Carriage 1/6	
Set of Tube Fittings and Socket ...	7 0
Carriage 6d.	
6in. PM Moving Coil Speaker ...	16 6
Carriage 6d.	


The Instruction Book costs 2/6, but is credited if a Kit for the complete Televisor is purchased.

Any of these Kits may be purchased separately; in fact, any single part can be supplied. A complete priced list of all parts will be found in the Instruction Book.

20 valves are used, the coils are all wound and every part is tested. All you need to build a complete Television Receiver are a screwdriver, a pair of pliers, a soldering iron and the ability to read a theoretical diagram.

Modification Details for the Midland transmitter will be available a few days after the commencement of full power transmissions. For those wishing to commence construction, the time base and power pack which are identical, may be purchased immediately and an order placed for the balance to ensure prompt delivery.

WORKING MODELS CAN BE SEEN
DURING TRANSMITTING HOURS AT
OUR FLEET STREET AND EDGWARE
ROAD BRANCHES.



We can supply all
the components
for the new

**"ELECTRONIC
ENGINEERING"
BIRMINGHAM
TELEVISOR**
from stock.

Send stamps for
Price List of Specified parts
and
**PREMIER ECONOMICAL
EQUIVALENTS**

INDEX TO
ADVERTISERS

	<i>Page</i>
A.C.S. Radio	635
Ashworth, H.	632
Astrosonics	566
Automatic Coil Winder	561
Barnes Radio	640
Belling, & Lee	627
Benson's	570
Berry's Ltd.	<i>Cover iv</i>
B.I.E.T.	636
Beethoven Elec.	637
Bird, S. S.	633
Bradbrooks	636
Brighton Trade Services	640
Brookes Crystals, Ltd.	631
Brown, S. G.	563
Butler Radio	564
Candler System	637
Clydesdale Supply Co., Ltd.	#
Dale International	633
Davis, Alec, Ltd.	628
Elec. Precision Equip.	571
Electradix Radios	631
Electrical Services	637
Electroncraft Pub.	630
E.M.I.	639
Fanthorpe	631
Fields	634
Fon Radio	640
Ford	636
Frith Radiocraft	635
G.S.V., Co.	634
H.A.C. Short-Wave Products	640
H. P. Radio	633
Haynes, A. G.	638
Henleys	569
Henry's	569
Holle, A. C.	639
Instrument Co.	632
Johnsons	635
Lawrence, G.	567
Laskys	639
Lyons Radio	628
M.O.S.	<i>Cover iii</i>
Multicore	574
New London Elec.	634
P.C.A. Wireless	632
Panda Radio	562, 627
Pifco	629
Premier Radio	576
Pullin (M.I.)	635
R. H. Electronics	630
Radio & Elect. Mart	574
Radio Clearance	565
Radio Exchange	568
Radiomart	636
Radio Supply	632
Radiocraft	630
Radiovision (Leicester), Ltd.	572
Reosound	636
Samsons Suplus Stores	564
Small Advertisements	637-640
Smith, H. L.	638
Southern Radio Supply Co.	634
Short Wave (Hull) Radio	633
Stratton	563
Tele-Radio (1943), Ltd.	562
Telegraph. C. & M.	629
U.E.I. Corp.	572
Vallance & Davison, Ltd.	575
Watsons	638
Webbs Radio	626
Weston Products	578
Whitaker, H.	573
Young	570

SHORT WAVE MAGAZINE

FOR THE RADIO AMATEUR & AMATEUR RADIO

Vol. VII OCTOBER 1949 No. 75

CONTENTS

	<i>Page</i>
Editorial	579
Voice Controlled Transmission, Part I by R. Knowles, B.A. (G3AAT)	580
Signal-to-Noise Ratio and Receiver Gain by E. Dandy, A.M.I.R.E. (G3BJB)	584
Practical SSB Driver, Part III by H. C. Woodhead (G2NX)	587
All-Band Tank Circuit by L. H. Thomas, M.B.E. (G6QB)	592
Double Superhet for Ten, Part III by A. B. Wright (G6FW)	594
Point on TVI by S. E. Janes (G2FWA)	595
DX Commentary by L. H. Thomas, M.B.E. (G6QB)	596
Blow for Freedom From Notes by A. Houchin (G3GZ)	603
Evening on the Air by J. D. Heys (G3BDQ)	604
CC Marker Unit for Two by M. D. Mason (G6VX)	605
TN16 Modified for Two Notes by G4LU	607
VHF Bands by E. J. Williams, B.Sc. (G2XC)	610
Rules—Short Wave Magazine Two-Metre Contest	611
New QTH's	618
Here and There	619
Other Man's Station—G6AG	620
Month with the Clubs—From Reports	621

Editor: AUSTIN FORSYTH, O.B.E. (G6FO)

Advertisement Manager: P. H. FALKNER

Assistant Editor: L. H. THOMAS, M.B.E. (G6QB)

Published the Friday following the first Wednesday each month at 49 Victoria Street, London, S.W.1 Telephone: Abbey 2384.

Annual Subscription: Inland 20s. Abroad 22s. post paid

Copyright Reserved throughout the World

AUTHORS' MSS

Articles submitted for editorial consideration must be typed double-spaced with wide margins, on one side only of quarto sheets, with diagrams shown separately. Photographs should be clearly identified on the back. Payment is made for all material used, and a figure quoted in the letter of acceptance. It is a condition of acceptance that copyright of all material used passes to the Short Wave Magazine, Ltd., on publication.

THE SHORT WAVE LISTENER ASSOCIATED WITH THIS
MAGAZINE IS SPECIALLY FOR THE RECEIVING ENTHUSIAST

EX-GOVERNMENT STOCK DISPOSAL !



The finest
RADIO VALUES
ever offered!

SATISFACTION GUARANTEED OR MONEY REFUNDED

Parcel " A "

This parcel contains
 140/- value

4 Oil-filled Condensers, 2 24v Relays, 1 Knife Type Aerial, 1 Phantom Aerial, 1 Hydrometer, Lead Acid, 1 Slow Motion Tuning Dial, 1 Box Anti-Vibration Mounts, 1 Silver Plated Tuning Coil ex M.O.19467A, 1 Cockpit Lamp, 6 Dot Fasteners, 1 Carbon Microphone, 1 Five-way Press Button Unit, 3 R.F. Chokes, 2 Voltmeters, 1 Ammeter, 2 Milliameters, 3 Valves, 1 Variable Condenser 2 or 3 gang, few yards Twin Rubber Cable, 2 Coils Copper Wire, 2 Telemic Cords, 1 Red Indicator Light, 1 pair Headphones, 1 L.F. Choke, 2 Electrolytic Cans 450 vw, 1 doz. Assorted Clips.

The whole parcel for 40/- only

UNREPEATABLE OFFER

4 Valve Battery Superhet Chassis complete with Valves. Medium Wave Band only. Valves ARTP2, ARP12, AR8, CV65. Used but in excellent condition. Size 11" x 6" x 5". Only 27/6 each.

All dry 4 Valve Battery Superhet Chassis complete in portable case with valves and built-in Aerial and Loud Speaker. Coverage 1.4 m/cs 4 m/cs. Used but in good condition. Size 12½" x 9½" x 9". Only 50/- each.

Parcel " C "

This very special parcel contains £15 value

1 3½" Speaker P.M., 1 5" Speaker P.M., 1 Mains Transformer 250/0/250 6:3v 3A, 5v 2A. Assortment of Fuses, 4 Electrolytic Cans, 8 x 8x8/400 16x8/450 32/350 25/25, 2 Cockpit Lamps, 3 Assorted milliammeters, 1 Mallet, heavy, 2 Assorted R.F. Ammeters, 2 Assorted Voltmeters, 12 yds Twin Cable, 24 Assorted Clips, 3 Variable Condensers, 4 Relays, Assorted, 2 Assorted Aerials, 8 Assorted Oil-filled Condensers, 24 Assorted Mica & Ceramic Capacitors, 2 Slow Motion Dials with Vernier, 1 Box Anti-Vibration Mounts, 2 Coils Copper Wire, Red Indicator Light, 1 Set Fan Blades 4½", 2 L.F. Chokes 150 250 mA, 3 R.F. Chokes, 12 Assorted Bath Tub Condensers, 2 Carbon Mics, 12 Dot Fasteners, 1 Silver Plated Tuning Coil ex M.O.19467A, 1 each valves, 6SH7, 7V7, 7193, 6H6, 12J5, 12A6, 6Y6.
 The whole parcel packed in wooden case for £5 !!

METERS

FORM	SIZE	TYPE	FACE COLOUR	RANGE	PRICE
Square	2½"	M.C.	White	5 mA	3/6
Round	3½"	M.C.	White	5.0.5 mA	4/-
Square	2½"	M.C.	White	50 mA	3/6
Round	2½"	M.C.	White	100 mA	4/-
Round	3½"	M.C.	White	100 mA	5/-
Round	2½"	M.C.	Black	500 mA	3/6
Round	2½"	M.I.	Black	15v A.C.D.C.	3/6
Round	2½"	M.C.	White	500 microamp cal. 600v & 15v	4/-
Square	2½"	T/C	White	.5 amp R.F.	3/6
Round	2½"	T/C	White	1 amp R.F.	3/6
Round	5"	M.C.	White	14 amp D.C.	9/-

SPECIAL NEW VALVE OFFER

2X2	4/-	5U4G	5/-	6SH7	2/-	12J5	3/-	VS70	3/-	38233	6/-
3B7	5/-	6V6	6/-	6SJ7	4/-	12A6	3/-	807	6/6	VT52	3/-
3Q5	4/-	5Z4	5/-	6SK7	4/-	12AH7	5/-	955	2/6	VR54	2/-
6Q7	4/6	6X5	5/-	6SS7	4/-	12SG7	4/-	713A	2/6	VR65	2/6
6J5	4/-	6V6	4/-	6SA7	5/-	12SH7	4/-	2051	5/-	VR66	2/6
6H6	1/-	6K7	5/-	6L6G	10/-	71A	3/-	2050	5/-	VR105	5/-
6C6	3/-	6AG7	5/-	6SL7	3/-	77	4/-	7193	2/-	VR150	5/-
5T4	5/-	6AG5	3/-	7V7	2/6	78	4/-	9006	4/-	CV66	5/-

WESTON PRODUCTS (Liverpool) LTD.

71 Great George Street · Liverpool • Telephone ROYAL5754/5

EDITORIAL

Trumpet

As we write these words large issues have been decided which, notwithstanding the hopes centred on them, may belittle Britain and all she has done for the world. But since we live in times when past glories must give way to present realities, let us in this space consider some of those realities.

Whatever may be opinion as to its wisdom or probity at this state of our affairs, we are giving a lead to the whole world in those matters which are expressed by the term Welfare State—and England is also far ahead in the purely technical and commercial fields.

We operate the largest and fastest passenger liners afloat, the most powerful locomotives yet built, possess not only the biggest passenger aircraft in the world but also the only jet airliner yet airborne, and we still manufacture the motor-car which is accepted as the standard by which all others are judged.

In the field of radio, Britain has given the world not only commercial short-wave communication and television, but also radar, indicating nearly all its applications in war and most of its possibilities in peace. All the fundamental research on atomic energy was done in this country and we are also first in the world to show how the by-products of nuclear fission can be applied to the arts of healing and the science of industry.

It is therefore not surprising that in the relatively restricted field of Amateur Radio our supremacy as a nation still asserts itself. An analysis of the results of the world's leading amateur stations shows that British operators—in spite of the handicap of power and their numerical inferiority—are well in the forefront by any measure of DX achievement or technical ability.

As it is in the present and has been in the past, so it will be in the future. The only thing we need fear is being cowed into believing that Britain has lost her supremacy in the arts and sciences.

*Arthur Foxgk
G6FD*

Voice Controlled Transmission

Practical VOR Circuits for Two-Wire Line

PART I

By **R. KNOWLES, B.A. (G3AAT)**
Instr. Lieut., R.N.

BEFORE describing the control circuits in use at G3AAT/A, a brief description of the principles involved will not be out of place.

The radio room is some distance from the operator's quarters and a form of remote control was desired, preferably one as simple as possible and providing as many facilities as could be arranged. After a little preliminary work, two systems emerged, one for CW and the other for telephony.

The CW remote control uses a carrier of frequency 7,250 kc to key the 150-watt transmitter, after the manner of a radar beacon. Reception is done on a receiver at the controlling end. Apart from sideband splash from a 7 mc commercial transmitter over-modulating, which took charge of the keying, the system worked well.

The voice remote control is of greater interest. The problem solved here was that of wanting to extend *both the transmitter and receiver* over a two-wire line to a remote operator who uses a field telephone. Unless duplex operation is considered, voice operated switching is necessary and also some means of preventing received signals from triggering the Voice Operated Relay controller.

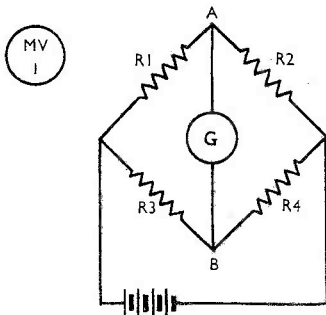


Fig. 1. Basic balance circuit, the Wheatstone bridge.

The possibility of comfortable remote control operation, particularly when the chills of winter are on us, has always been a fascinating prospect to many amateurs. This article describes in some detail an ingenious system which works well and, requiring only a two-wire line from the remote position, extends both transmitter and receiver to an ordinary telephone handset.—Ed.

Two basic principles emerge, namely, the Hybrid Transformer and the Voice Operated Relay set (VOR for short).

A simple means of achieving both of these will be discussed in this article and Part II will deal with a more advanced VOR which gives reliable operation under adverse conditions.

The Hybrid Transformer

This is the name given to a bridge transformer which can discriminate between signals feeding a two-wire line and signals coming from a two-wire line. It is an application of the Wheatstone Bridge principle, where, it will be remembered, at balance the battery feeds no current into the galvanometer.

In Fig. 1 the only condition for balance is that the ratio of R1 to R2 is the same as the ratio of R3 to R4, for if this is so the voltages at points A and B will be identical and no current will flow through the galvanometer G. If the battery is replaced by an AF signal generator and the galvanometer by a headset phone, then no AF signal will be heard in the 'phones, but all the resistors will have an AF signal voltage developed across them.

It is not even necessary for the four arms of the bridge to be resistors—they may be complex impedances and so long as the ratios are maintained equal, then balance will exist.

In particular, the bridge could be arranged as in Fig. 2, where the R3 and R4 arms are replaced by two similar inductances L, and R1

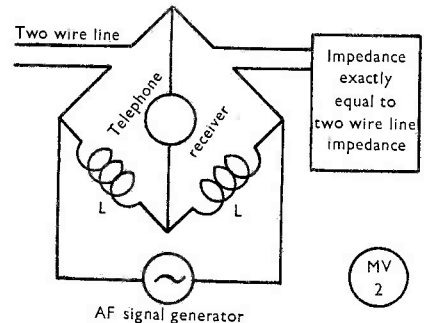



Fig. 2. An AF bridge on the same electrical principle as Fig. 1.



The control unit in the G3AAT assembly.

is replaced by the two-wire line. R2 must be replaced by an artificial line, the impedance of which is the same as that of the proper line. This makes both of the aforementioned ratios unity.

The AF generator will now feed half of its signal into line and the other half into the artificial line, none whatever going into the

telephone receiver. The positions of the AF signal generator and the telephone receiver could be interchanged without affecting the argument and the coils L could be coupled to the generator (or telephone) by mutual inductance. The line, if it were to produce a signal, would cause signals to appear across both the generator and telephone receiver.

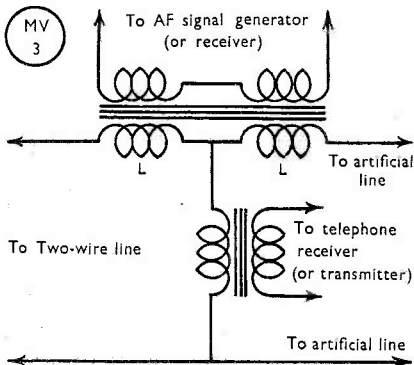


Fig. 3. The hybrid transformer, described in the text.

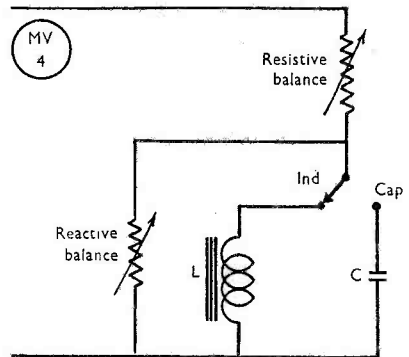


Fig. 4. The balance network, to permit both-way operation over a two-wire control line.

This gives a workable hybrid transformer, illustrated in Fig. 3. In place of the telephone receiver, the input to a radio transmitter could be used; similarly the output of a receiver could replace the AF signal generator. The transformers enable any impedance matching to be done. The only remaining problem is to simulate the control line by an artificial line having impedance as near as possible to the real line impedance over the voice frequency range, otherwise the receiver will produce a signal across the transmitter input.

A simple resistance of 600 ohms will balance a long telephone line of 600 ohms nominal impedance, but a short line terminated by a telephone needs a more complex network, which makes some provision for reactance balance. A simple and sufficiently effective one is shown in Fig. 4. Values of L and C, suitable for a 600-ohm line, are 150 mH and 0.1 μ F respectively.

Neither control is independent of the other, nor is exact balance possible at all frequencies, but if it is balanced at 1,000 c/s then balance holds well enough over the ordinary speech range.

Simple Voice Operated Relay Set

Having now a means of distinguishing between signals emanating from the line and signals from the receiver, the next requirement is that the incoming line signals should operate the transmitter relays to set up the sending circuit. Many VOR systems have

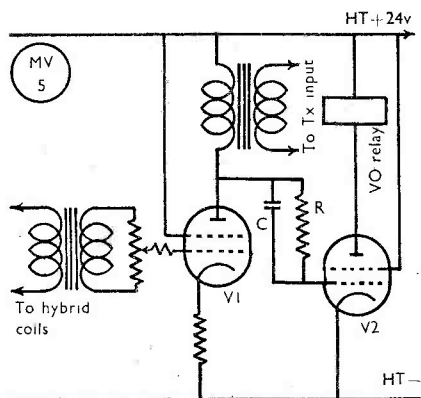


Fig. 5. Basic circuit for a simple voice operated relay (VOR).

already been published in the *Short Wave Magazine*, all of which are suitable—indeed, some will function better than the one about to be described. The ideal VOR should switch on instantly and release after a delay which does not depend on the volume of speech operating it. Being limited initially at G3AAT/A to an HT of only 24v and one valve-holder rather limited scope for design. The one to be described is at least simple, and works.

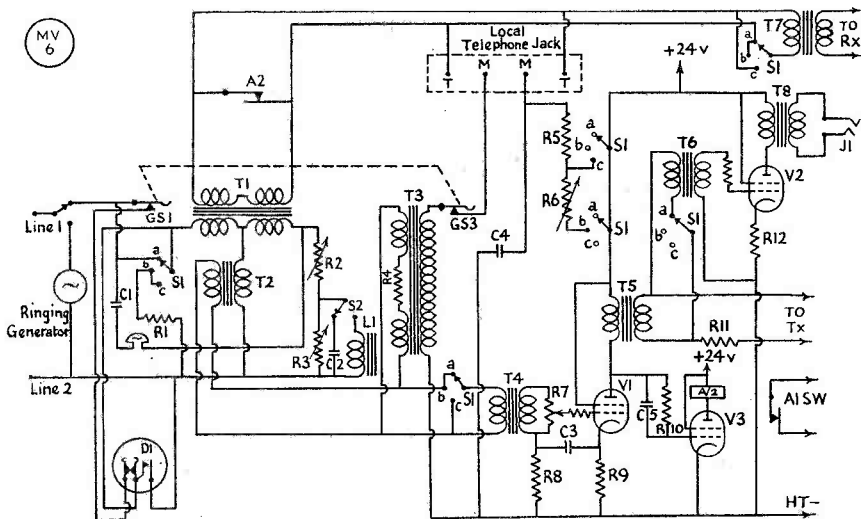



Fig. 6. The complete VOR circuit, as first used by G3AAT. Values are given in the table.



Underneath the VOR as described in the article.

A leaky grid detector with a long time-constant is used, the grid leak being returned to HT+ to overcome the effects of grid current in the switching valve. Fig. 5 illustrates the circuit. When speech voltages appear on the grid of V1, the resulting amplified signals at the anode are fed to the grid of V2, causing the condenser to charge from grid current. This so much reduces the anode current of V2 that the relay in its anode circuit

releases, and the contacts operate the send-receive relays of the transmitter.

After speech has ceased, the charge on the grid side of C leaks away to HT+ at a rate determined by the time constant CR. Values of 0.01 μ F and 4.7 megohms appear to be satisfactory. For such a low HT voltage, the type 6Y6 is the most desirable valve, but the writer uses a DDR2 (EF55, CV173) for V1 and 6L6 for V2. Unfortunately, the delay time does depend on speech volume to a certain extent, being short for interjections such as "Yes and Oh." (This might be considered by some to be an advantage!)

Table of Values

Fig. 6. Suitable Voice Operated Relay Circuit

C1, C3	= 2 μ F
C2	= 0.1 μ F
C4	= 4 μ F
C5	= 0.02 μ F
R1, R4, R5	= 560 ohms
R2	= 1,000 ohms
R3, R6	= 5,000 ohms
R7	= 250,000 ohms
R8	= 20,000 ohms
R9, R11, R12	= 470 ohms
R10	= 4.7 megohms
T1	= Hybrid transformer
T2	= Hybrid-valve
T3	= Microphone-hybrid
T4	= Valve match
T5	= Valve-Transmitter
T6	= Valve-Monitor
T7	= Receiver-Hybrid
T8	= Monitor output
A/2	= Type 3000 relay, 2,000 ohms
D1	= Type 10 auto dial
V1	= DDR2, or 6Y6
V2, V3	= 6L6

The Complete Arrangement

The complete circuit is shown in Fig. 6, being built up from the remains of an American BC-686. This unit provided all the necessary switching for Local Control, Line-to-Radio and Line-to-Phone, together with ringing and monitoring facilities, but it used 24v. valves and 24v. H.T. The low HT is a disadvantage but is easily obtained from a selenium rectifier.

A few snags became apparent on first switching on. The first was that the particular transmitter used fed DC into its input for microphone energizing. When A1 operated, the cessation of this current caused a pulse to be transmitted through T5 to the grid of V3. A/2 was released and a cycle of events started

which only stopped when the machine was switched off! This could easily have been cured by disconnecting the microphone energizing supply, but a less destructive method was tried—inserting a 4 μ F electrolytic condenser in series with R11 (Fig. 6).

The next trouble, apparent only when working in the 80-metre band, was that of RF energy reaching the grid of V3 (Fig. 6), preventing A/2 from operating. Suitable earthing of leads and screening of all control wires eliminated this trouble.

Having dealt with the electrical problems, the next difficulty was caused by acoustic coupling between the rattling transmitter relays and the local microphone, setting up a chain of manifestations similar to those caused by the microphone energizing current.

There appears to be no cure to this, other than not allowing such feed-back or using quieter relays. (The VOR described in Part II is less susceptible to this particular trouble.)

Contacts A2, across the receiver channel, prevent any break-through, which may give

sufficient signal through hybrid unbalance to keep A2 released indefinitely. They also prevent excessive side-tone in the telephone.

A further refinement would be an interlock between the transmitter and receiver making it impossible for speech to operate the VOR if a signal is being received from the distant station. Positive-going AVC voltage could be applied through a diode to the grid of V3 with a normally closed contact on relay A to short the AVC when transmission is actually occurring. This has not been tried, as the signals the writer wishes to receive do not seem to be sufficiently strong to operate the AVC—whereas, of course, QRM will always do so!

In conclusion of this Part, it must be emphasised that on no account must an apparatus, as described here, be connected to GPO lines, as this would infringe both the amateur licence and the usual telephone agreements.

(Part II of this article will follow)

Signal-to-Noise Ratio and Receiver Gain

RF-Mixer Design, and the Choice of Valves

By E. DANDY, A.M.I.R.E. (G3BJB)

AS there appears to be some misunderstanding on the part of many amateurs as to the most important features of a good communication receiver, this article is offered in simple non-technical language in the hope that it might help to clarify matters a little. Of the many features of a receiver perhaps the two most misunderstood are signal-to-noise ratio and gain. For the purpose of this article, therefore, it is proposed to concentrate on these two factors—not only because they are the most important, but because they are the least understood.

Gain

Very often one hears it said that the more gain in a receiver the better. But it is in fact possible to have too much gain! When a receiver is designed one of the first questions to be asked is how much gain is required. Most detectors operate best when the signal input

The factors and relationships discussed in this article are not always clearly understood; many amateurs rather tend to look for gain in a receiver and accept the resulting noise as a necessary evil, sometimes even mistaking it for "liveliness"! In fact, there is much yet to be done towards producing a quiet high-gain receiver, and our contributor discusses some of the problems involved in designing an efficient RF end.—Ed.

level is of the order of 1-10 volts. If, as is usual in communication receivers, we decide that a one microvolt signal is the weakest one we need hear, then to raise the gain to about two volts at the detector we require a gain of 126 dB. Suppose, however, the operator says he would like to listen to a weak DX signal of 0.10 microvolts. It would seem that all we have to do is to increase the gain by ten times (or 20 dB). Here, however, we are up against Snag No. 1, *Thermal Noise*. The first tuned circuit in the receiver will itself contribute a certain level of noise and this, together with valve noise, will decide the lowest value of signal we are likely to be able to hear.

It might be of interest at this stage to explain the cause of *thermal noise*. Briefly, all conductors contain free electrons, which are in a state of random motion. The average velocity of these free electrons is directly proportional to the absolute temperature. Each electron in motion constitutes a minute current.

These currents produce, across the ends of a conductor, voltages the frequency components of which cover an infinite band. The pass-band

of the receiver affects the noise voltage, as the wider this is the more noise-frequency components are amplified.

To go back to our receiver, we can give some idea of the magnitude of the thermal noise, based on the first tuned circuit resistance and the IF bandwidth. Typical figures would be a 250 ohms input impedance and a 2 kc bandwidth; this would give a figure of 1 microvolt. Therefore, a 0.10 microvolt signal would give a poor signal-to-noise ratio, in fact 1-1. So we can see that there is no point in having a gain higher than that required to hear the noise generated in the first tuned circuit.

Shot Noise

However, this is not the end of the story. We have another factor to consider (Snag No. 2), namely valve-noise or, as it is also known, *Shot Noise*. This is a source of noise contributed by the RF or Mixer stage, and is perhaps best explained as follows: The anode current of a valve is not completely uniform but consists of a DC component upon which is superimposed a random fluctuating current. These random fluctuations in the anode current cause noise voltages to be set up across the anode impedance. The noise is distributed equally over the whole RF spectrum so that the amount of noise contributed by the source depends upon the receiver band-width. A convenient way of expressing shot noise is as the equivalent resistance between grid and cathode of the valve, which at room temperature would give a thermal noise voltage in the anode circuit equal to that produced by the shot noise. This method allows the relative magnitude of shot and thermal noise to be related by comparing the equivalent shot resistance with that of the input circuit.

The equivalent noise resistance of a valve is proportional to I_a/gm^2 . We can, therefore, see that the best type of valve to use in the RF stage of a receiver is one with a high slope, gm , and a low value of I_a . Triodes give the lowest noise resistance and usually have a value of 250-500 ohms. Ordinary screened-grid types and pentodes are poor and give a resistance between 10,000-30,000 ohms; this is mainly due to screen current and secondary emission. Frequency changers are the worst types (50,000-100,000 ohms) due to low signal gain or gm (conversion conductance) for a given I_a . Additionally, here a certain amount of shot noise is also introduced by the oscillator valve.

Summing up, from the practical point of view it can be said that, except at VHF, if an efficient RF stage is used, thermal noise is greater than the shot noise. If, however, the first stage is a frequency changer the reverse is usually true and shot noise predominates. Generally speaking, a receiver with a given overall gain without an RF stage has at least

twice the noise voltage (thermal and shot noise), of a similar one which incorporates an RF amplifier valve.

Signal-to-Noise Ratio

Reverting to the original question, *the weakest signal we can hear*, it will now be apparent that this is a function of signal-to-noise ratio when there is adequate gain in the receiver. Thermal noise is unavoidable in practice, as the temperature is fixed. (In fact, if it were possible to reduce this to absolute zero there would be no noise produced). So the way to improve the signal-to-noise ratio of your receiver is to make the valve noise as small a proportion as possible of the total receiver noise.

In order not to fog the issue during the previous discussion, no reference has been made to the effect of connecting an aerial to the receiver. When we do this we come up against Snag No. 3, *Site Noise*. This comprises atmospheric charges and electrical interference from neighbouring machinery, over which the average operator has usually little control. This type of interference incidentally diminishes with increase in frequency. Obviously, if we have taken very great care over the reduction of thermal and valve noise in our receiver, and the instrument is used at an unfavourable location, then the site noise may be very much greater than the receiver noise.

The answer here, of course, is to locate the



“ . . . Just think darling, the W's will be breaking through about now . . . ”

aerial as far as possible from the interfering source and connect it to the receiver by a screened low-impedance matched feeder. (We are assuming that the aerial is correctly matched into the receiver input circuit.) Another type of interference very prevalent on the short wave bands is caused by car ignition systems. This consists of short pulses of large amplitude which can, however, be greatly reduced by a carefully designed noise suppressor or limiter, as often described in the *Short Wave Magazine*.

To make a few helpful suggestions with reference to the most suitable type of valve to use in the RF stage of your receiver: Perhaps you are wondering why triodes are not more often found in receiver RF stages in view of their low noise figures. There are two main reasons for this, namely difficulty of neutralisation and also at frequencies below 30 mc there would usually be no advantage as site noise would predominate, and there would be no justification for the extra complication involved when a pentode would be just as satisfactory. At higher frequencies, however, there are very great advantages in the use of a low-noise triode, and this type is now being used much more frequently in radar applications and receivers on centrimetric wavelengths. It should be well worth while on the 144 mc and 420 mc amateur bands to use a low-noise miniature triode as a neutralised first RF Amplifier. (*Recent issues of the MAGAZINE show that this is the tendency on VHF, as several workers on these bands have independently reached the same conclusions as the author of this article.*—Editor.)

To sum up, for frequencies up to 30 mc the following rules might be followed.

- (a) Make sure that the aerial is matched into the first tuned circuit, and that there is a step up in this circuit, to the valve grid, of the order of three to four times.
- (b) Choose a low-noise pentode, such as a 6AK5. Look for a high slope (*gm*) valve with a low input capacity and you should achieve a gain of 10-15 times. This should ensure that the aerial circuit noise will be amplified sufficiently to over-ride the following converter valve noises; that is providing that the mixer is a low-noise high-slope pentode with a separate oscillator.
- (c) Good circuit arrangements, short leads, a low capacity bandswitch (if used), and small stray capacities are essential.

Provided all the above requirements have been fulfilled there should be no need for more than one RF stage in the receiver unless extra preselection is a real requirement.

Above 30 mc

For frequencies above 30 mc, however, it may be an advantage to have a further RF stage. This may even be necessary, as the step-up ratio of the first tuned circuit and the

first RF valve gain will not be as great at these frequencies. Therefore, two RF's will be essential to ensure that no additional noise is contributed by the mixer stage. For 144 and 420 mc working, a triode of the low-noise type (say a 6J4), properly neutralised, will be of real advantage.

The table given here to show the equivalent noise resistance, Req, of various receiving valves may be of interest in selecting the most suitable RF types.

TRIODES			
Valve	gm (μ mhos)	Req (ohms)	C input (μ F)
6AC7	11,250	220	11.0
6AK5	6,670	385	4.0
6CA	2,200	1,140	1.8
6J4	12,000	210	2.8
PENTODES			
6AC7	9,000	720	11.0
6AG5	5,000	1,640	6.5
6AK5	5,000	1,880	4.0
6SJ7	1,650	5,840	6.0
6AB7	5,000	2,440	8.0
6SK7	2,000	10,500	6.0
CONVERTERS			
1R5	250	160,000	7.0
6SA7	450	250,000	9.5

Incidentally, the 6AC7 is not as good as it looks owing to its high input capacity.

Conclusion

Finally, just a few words about measuring signal-to-noise ratio in receivers. The generally accepted method of measuring receiver noise factors now in use is the well-known noise diode. Briefly, this consists of a saturated diode used as a noise source, which is matched into the receiver input terminals; the noise output is controlled by varying the heater volts. The noise voltage of the receiver without the diode switched on is noted by means of an output meter. The noise diode is now brought in and the heater voltage is increased until twice the original voltage is noted on the output meter. By using this method experiments with different input stages can be carried out, and comparison checks made for the best signal-to-noise ratio. It is quite within the scope of the average amateur to construct this type of measuring gear, and the subject was dealt with in some detail by G2IQ in his "Comparing Receiver Performance" (p. 286, *Short Wave Magazine*, June 1949), to which article reference can be made for further information.

DENCO DCR-19 RECEIVER

It had been hoped to carry a full Test Report on Denco's DCR-19 in this issue. Space considerations have, however, again delayed appearance, but it is hoped that the Report will appear in our next issue.

Practical SSB Driver

Final Details, and Reception

By H. C. WOODHEAD (G2NX)

PART III

THE description so far has covered the production of a single sideband signal at 5.65 mc (nominal) and its translation by means of a frequency changer to any point in the 80-metre band.

For other bands an additional step is necessary and for working on 20 metres the switch S2 in Fig. 10 changes over the output of FC1 to Filt. 4, which selects the upper sideband in the range 7.45 to 7.85 mc, according to the setting of Osc. 2, being the sum of the frequencies of Osc. 1 and Osc. 2. This is applied to FC2, where the output of Osc. 3 is added to it to give any frequency in the range 14 to 14.4 mc. Thus, Osc. 3 is a crystal with a frequency of 6.55 mc.

Now, in order to save space FC.2 and FC.3 are really one and the same, but were shown in Fig. 10 as two separate stages the more clearly to describe the operation. Likewise, Osc. 3 and Osc. 4 are one and the same with the HG added for working on 10 metres. In the actual unit S3 follows FC.2 and selects the input to the 20-metre or the 10-metre output stage. It can be found in the circuit diagram, Fig. 19, shown as S2c. The change from Osc. 3 to Osc. 4 is effected by plugging a different crystal into the same holder and changing over S2 of Fig. 19. When working on 10 metres, the crystal will have to be

Our contributor's discussion, published in three separate parts, will have done much to inform readers on the possibilities of SSB operation on the amateur bands. It is a subject which is new in the amateur sense, but this is only one reason why SSB transmission should be investigated by phone operators interested in the latest techniques.—Ed.


between 6.85 and 7.38 mc, such that its third harmonic when added to the SSB signal in the band 7.45 to 7.85 mc from FC.1 will cover a section 0.4 mc wide of the band between 28 and 30 mc. Thus, more than one crystal will be required for complete coverage of this band though even 0.4 mc provided by one crystal will give a certain amount of latitude for avoiding QRM.

Photographs 1, 2 and 3 show parts of the unit in its early stages of development. In No. 1 can be seen the crystal valves of the Ring Modulator on the extreme left, followed to the right by the circuits and balance condensers of the crystal filters. In the background may be seen the Carrier-reinsert Relay. Photograph No. 2 follows on from No. 1, and the first coil on the left is the input circuit to the grid of FC.1 which is slightly to the left of the centre. Following to the right are the circuits shown in Fig. 10 as Filt. 3 and Filt. 4 and on the extreme right are the circuits of Filt. 5 and Filt. 6 leading to the 10 and 20-metre output stages.

Photo No. 3 shows the base of the unit with the screening cans in position. The valves, running from left to right, are Osc. 1 (just showing), FC. 1, FC. 2 and 3 and the Output Stage.

Performance

The unit so far completed has only been



Photograph No. 1 showing the crystal valves for the Ring Modulator on the extreme left.

Fig. 19. Schematic of SSB Driver showing the circuits for translating an SSB signal at 5.65 mc into the 80-, 20- and 10-metre bands.

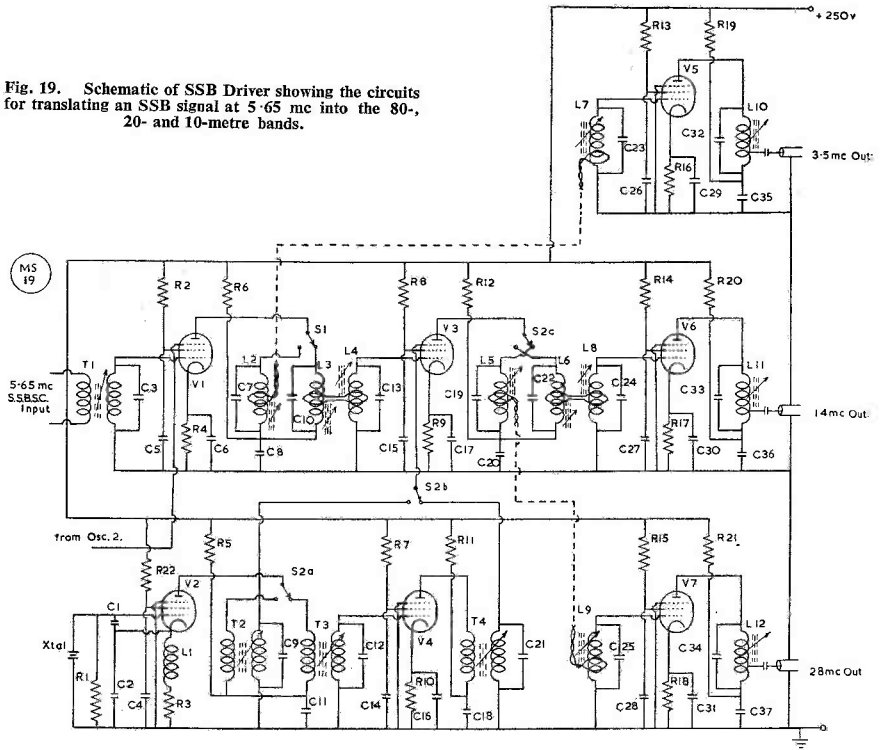



Table of Values

Fig. 19. The SSB Driver Circuit

- | | |
|--|-----------------------------------|
| C1 = 20 μF ceramic | T2 = Tuned by C9 to 6.55 mc |
| C2 = 100 μF ceramic | T3 = Tuned by C12 to 6.85-7.38 mc |
| C3, C9, C10, C12, | T4 = Tuned by C21 to 20-22.5 mc |
| C13 = 50 μF mica | L1 = HF Choke |
| C4, C5, C6, C8, | L2 = Tuned by C7 to 3.5-3.8 mc |
| C11, C14, C15, C16, | L3 = Tuned by C10 to 7.45-7.85 mc |
| C17, C18, C20, C26, | L4 = Tuned by C13 to 7.45-7.85 mc |
| C27, C28, C29, C30 | L5 = Tuned by C19 to 28-30 mc |
| C31, C36, C37 = .001 μF mica | L6 = Tuned by C22 to 14-14.4 mc |
| C7, C23 = 100 μF mica | L7 = Tuned by C23 to 3.5-3.8 mc |
| C19, C25, C34 = 10 μF ceramic | L8 = Tuned by C24 to 14-14.4 mc |
| C21, C22, C24 = 25 μF mica | L9 = Tuned by C25 to 28-30 mc |
| C32 = 100 μF ceramic | L10 = Tuned by C32 to 3.5-3.8 mc |
| C33 = 25 μF ceramic | L11 = Tuned by C23 to 14-14.4 mc |
| C35 = .01 μF mica | L12 = Tuned by C34 to 28-30 mc |
| R1 = 1 megohm, $\frac{1}{2}$ -watt | V1 = FC.1-EF50 |
| R2, R7, R8, R22 = 10,000 ohms, $\frac{1}{2}$ -watt | V2 = Osc. 3-EF50 |
| R3, R16, R17, R18 = 200 ohms, $\frac{1}{2}$ -watt | V3 = FC.2-EF50 |
| R4, R9, R10 = 100 ohms, $\frac{1}{2}$ -watt | V4 = HG-EF50 |
| R5, R6, R11, R12 = 1,500 ohms, $\frac{1}{2}$ -watt | V5 = 3.5 mc Output-6AG7 |
| R13, R14, R15 = 5,000 ohms, 1 watt | V6 = 14 mc Output-6AG7 |
| R19, R20, R21 = 400 ohms, $\frac{1}{2}$ -watt | V7 = 28 mc Output-6AG7 |
| T1 = Tuned by C3 to 5.65 mc | |



Photograph No. 3. The SSB Driver Unit tidied up with the inter-stage screening cans in position.

Table of Values

Fig. 20. TCS-12 Output Stage Used in SSB Experiments

- | | |
|---------------------------------------|--|
| C1 = .01 μ F mica | R2, R3, R6, R7 = 47,000 ohms, 2 watt |
| C2 = .001 μ F mica | R4, R5 = 47 ohms, $\frac{1}{2}$ watt |
| C3, C7 = .002 μ F mica | L1 = Tuned by C11 to 3.5-3.8 mc |
| C4, C5 = .001 μ F mica | L2, L4 = Each 8 turns wound round R4 and R5 respectively |
| C6 = .01 μ F mica | L3, L5, L6 = RF Chokes |
| C8 = 100 μ F variable air-spaced | L7 = Closed Circuit tuned by C8 |
| C9 = .01 μ F mica | L8 = Coupling Coil |
| C10 = 300 μ F variable air-spaced | M1 = 0-200 mA |
| C11 = 50 μ F variable air-spaced | M2 = 0-1 amp RF |
| R1 = 20,000 ohms, 1 watt | |

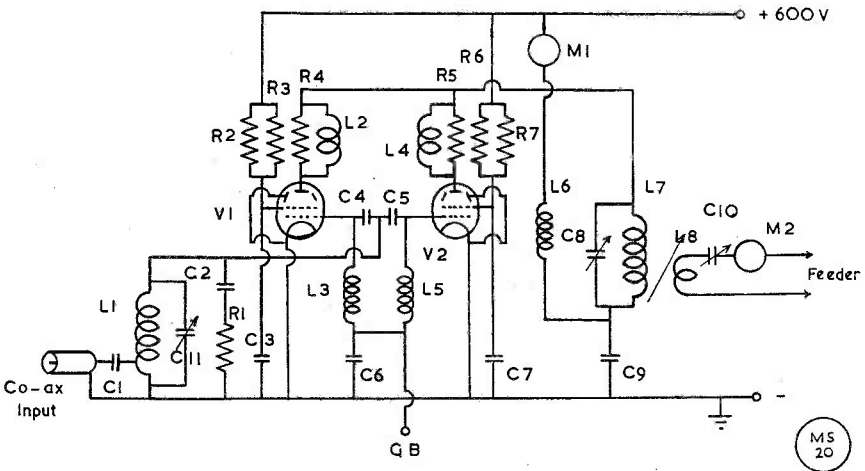


Fig. 20. For his experiments with SSB, G2NX has used a TCS-12 transmitter. For normal DSB operation L1/C11 form the plate circuit of the HG following a VFO, but L1 is provided with a 75-ohm tap for separate drive on SSB.

tried out on the 80-metre band, but the results would appear to be distinctly encouraging. The output was plugged into the co-axial input to the grid circuit of the normal transmitter PA. The output circuit of the transmitter (a modified TCS-12) is shown in Fig. 20 and no special modifications have yet been carried out to make it especially suitable for SSB, apart from the addition of the grid load R1.

With no speech the residual carrier can usually just be discerned on the 0-1 amp line meter (with a very good balance no line current can be seen at all) and is of the order of 0.05 amp. Line-up tone without running into limiting in the PA gives 0.7 amp in the feeder. A rough check on the signal emitted indicates that it is approximately as shown in Fig. 21 when using only one crystal in the first filter. Reports indicate that there is definitely an

removed means that there is no such thing as percentage modulation at the transmitting end and the effect of increasing the speech input level is to increase the power of the radiated sideband up to a point where limiting occurs in one of the HF stages. This level should never be reached if distortion is to be avoided.

Another important point is that when the microphone is silent, hardly any power is being transmitted and the aerial meter only reads when speech is passing. Furthermore, if all is correct at the transmitter, the percentage modulation is *decided at the receiving end by the amount of carrier that is inserted there*. If the inserted carrier is too low in level all the indications of overmodulation will be observed and the remedy is to *reduce* the level of the incoming signal by turning



Photograph No. 2. The first coil on the left is the input circuit to the grid of FC1.

apparent increase of power over normal DSB and a reduction in QRM.

Reception

Some difficulty is usually encountered to begin with in getting the receiving station lined up on the transmitter frequency and the first reports tend to be of very poor quality, "so bad as to be almost unintelligible". When it has been explained to the recipient that it is necessary to switch off the AVC, switch on the BFO and beat the transmitter carrier to zero, he invariably manages to find the right point straight away. It is of great assistance if the full carrier is reinserted during the initial line-up as it is otherwise very easy for the listening operator to line up his receiver on a neighbouring carrier from some other station which is likely to be much heavier than the residual radiated in the SSBS condition.

It will be realised that although SSBS is a form of amplitude modulation, the fact that the carrier and one sideband have been

down the RF gain of the receiver. Therefore, it is always advisable to start with the AVC off and the manual gain control set to give the minimum audible signal consistent with comfort. The gain may subsequently be increased to near the distortion point if required. Receivers vary considerably in the amount of BFO which is injected into the second detector and may therefore be expected to give differing results for similar settings when used on SSBS.

Since no carrier is transmitted and only a relatively narrow band of frequencies, a considerable improvement may be expected from the use of the receiver crystal filter set to a width of some 2,000 cycles or less in the case of bad QRM. When this is done it is best to tune the receiver, with the BFO off and the crystal in, to the loudest SSB signal and then switch on the BFO and beat it to zero with the residual carrier without altering the main receiver tune. Otherwise, there is a possibility that the crystal pass band may be aligned on

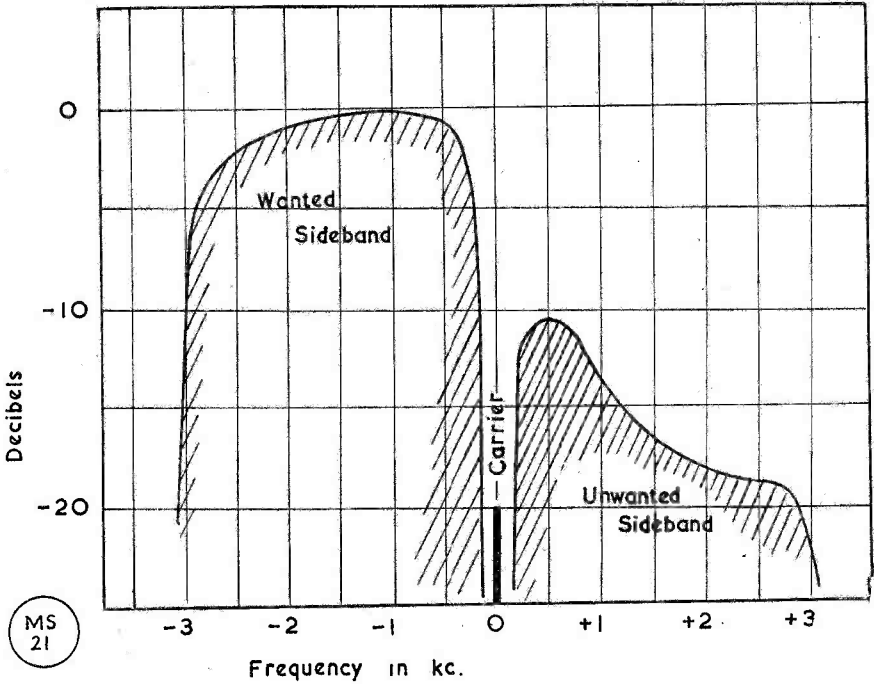


Fig. 21. Approximate shape of the SSBSC signal radiated, using only one crystal filter to separate out the unwanted sideband.

the reinserted carrier frequency rather than the incoming sideband.

No doubt the most suitable arrangement for reception would be a ring modulator circuit used as a de-modulator with the carrier supplied in balance. This would take the place of the usual second detector and if AVC were used, a separate AVC detector would be required.

The lack of AVC is a disadvantage, but it is unavoidable because there is no steady carrier to hold the signal to a constant level. Consequently, between words the sensitivity of the receiver rises to a figure limited by the residual carrier being received. An AVC circuit with a long delay might be used to tide over the intervals between words or again it is possible that a simple way of extracting the residual carrier may be evolved, using it alone to control the AVC voltage.

All this and much more must remain for the time being a matter for experiment and experience in working with this (for the amateur at any rate) new type of transmission.

It is much to be hoped that progressive amateurs, keen to make their contribution to

the technique of Amateur Radio, will look into the problems of SSB transmission, which offers so much scope for experiment. In this connection, it is interesting to see the conclusions reached by G2MQ in his article in the August issue of the *Short Wave Magazine*. And as time goes on, it may be expected that we shall have many further contributions on the general subject of SSB transmission and reception.

THE CLUB CONTEST

The Fourth Annual *Short Wave Magazine* 1.7 mc Club Transmitting Contest—now known as MCC for “Magazine Club Contest”—takes place this year during the period November 12-20, when we hope for an even larger entry than in previous years. The rules for this Contest are circulated direct, with an entry form, to the secretaries of all local organisations on our Active Club Register. This is compiled from those Clubs reporting to us for publication in our “Month with the Clubs” feature during the previous six months.

All-Band Tank Circuit

Flexible System for the Single-ended PA

By L. H. THOMAS, M.B.E. (G6QB)

IT would be interesting to take a census of all the multi-band transmitters in this country, for the purpose of finding out how many of them are fitted with an all-band PA stage (neglecting the Top Band and thinking of 3.5, 7, 14 and 28 mc).

Broadly speaking, there seem to be three techniques in general use. They are :

- Use of a separate PA stage for each band ;
- Use of one PA for 3.5 and 7 mc, and another for 14 and 28 mc ;
- Use of the same stage for all bands.

One could argue for hours on their relative merits. Scheme (a) is probably ideal from the technical point of view, but requires a good deal of space. Furthermore, unless some clever switching devices are incorporated, it involves quite a lot of "haywire" for changing over drive, modulation and aerial coupling from one PA to another.

Scheme (c), the all-band PA, is undoubtedly the tidiest, because the drive, modulation and aerial coupling are all quite permanently tied up to a static unit, and the only haywire aspect is produced by the unwanted grid and anode coils lying about the place. As far as slickness of band-changing is concerned it probably beats scheme (a), because coil-changing can be made into quite a quick and well-organised business. (We speak from experience !)

Technically, however, the all-band PA may well prove troublesome, and, if not handled

This article suggests an ingenious yet simple and entirely practicable solution to the problem of preserving a good PA tank L/C ratio in a multi-band transmitter. The four DX communication bands 3.5-28 mc can be accommodated by the method described here, the coil change automatically effecting the necessary connections.—Ed.

with a certain amount of tact, blatantly inefficient.

Only one thing *really* matters, fortunately, and that is the tank circuit itself. An all-band PA will naturally be laid out with the *highest* frequency in mind, not the lowest ; and so the layout should be good. In other words we are not confronted with the problem of a 3.5 mc PA which won't behave itself on 28 mc, because one should reason in the reverse direction—it should really be a 28 mc PA that can't help being stable on 3.5 mc.

This being so, it will almost invariably be found that the tank condenser is too small for the lower frequencies, and, very often, that it is a job to squeeze a sufficiently large coil into the layout adopted.

Without any claims for brilliance of conception or even of great originality, we offer a simple solution to this little problem, which has been in use at G6QB for roughly three years and has not yet given rise to any headaches.

Five-pin Coil Bases

The whole thing revolves round the use of one of the popular five-pin coil sockets and the sets of coil formers to match. Two pins are used for the outgoing feeder from a coupling link, and the other three pins are normally used for the two ends of the coil and a centre-tap. This scheme depends upon changing the wiring on the coil formers themselves, and makes possible three different arrangements, as shown in Fig. 1.

For 14 and 28 mc the tank circuit is of the

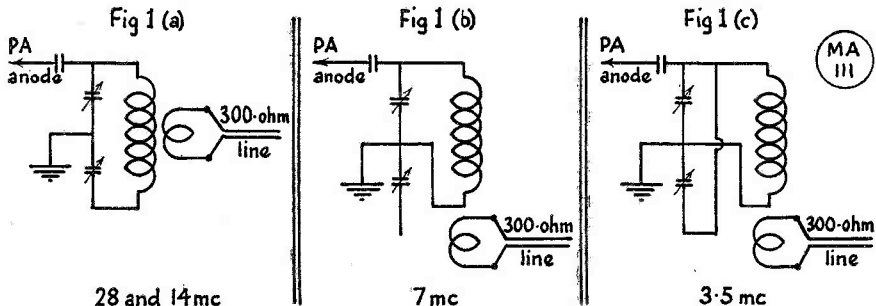


Fig. 1. The electrical arrangement of a PA tank circuit to give the correct L/C ratio on four bands.

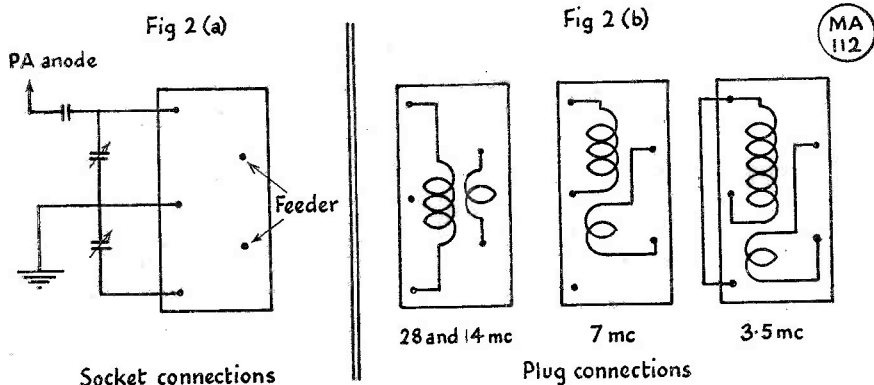


Fig. 2. How the physical connections are arranged to produce the requirements of Fig. 1.

normal centre-tapped variety, one end going to the PA anode and the other being "up in the air." The PA, by the way, is either an 813 or an 807. This scheme cannot be applied to neutralised triodes or to push-pull stages, but will serve for any single-ended PA that does not require neutralising.

So, for the 14 and 28 mc bands the link winding is over the centre of the coil, which is tuned by the two halves of a split-stator condenser in series.

The 7 mc coil is so wired that one half of the condenser tunes the coil, the other half being out of use. The bottom end of the coil now being "earthy," the link is placed there.

For 3.5 mc two pins on the coil former are connected together so that the two halves of the condenser come in parallel. The link, naturally, is again at the bottom end.

This scheme makes it possible to retain roughly the same L/C ratio on all bands, to the comfort of the PA valve and the general efficiency of the stage.

The popular formula of "one $\mu\mu\text{F}$ per metre" gives a good value of Q for the circuit and can be arrived at quite easily with a split-stator condenser of $50 + 50 \mu\mu\text{F}$ —the popular size normally used for final tank circuits.

For 28 mc the condenser is a little less than "half-in," giving two sections each of $20 \mu\mu\text{F}$ —effective capacity of $10 \mu\mu\text{F}$. For 14 mc the coil is chosen so that the condenser is nearly all-in—roughly $40 \mu\mu\text{F}$ per section.

On 7 mc, where only one half is in use, the reading is exactly the same as for 14 mc—but now it is, of course, $40 \mu\mu\text{F}$ effective instead of 20. For 3.5 mc, again, the setting is practically the same, but now the two sections each of $40 \mu\mu\text{F}$ are in parallel, giving the desired $80 \mu\mu\text{F}$.

Coil details necessary to give these conditions with the 813 in use are as follows, all coils being wound on the standard 2½-in. formers with 14-gauge wire and turns spaced roughly one diameter:—

3.5 mc	20 turns, with 4-turn link
7 mc	12 turns, with 3-turn link
14 mc	8 turns, with 2-turn link
28 mc	5 turns, with 2-turn link

Flat 300-ohm line is used for coupling the links to the aerial matching unit, chiefly because it is then possible to take it directly to a folded dipole for one band without any alterations. This is only a personal preference and, of course, any sort of feeder or coupling line can be used without upsetting the scheme.

A coil for 21 mc has recently been added to the collection, and it is found that the requisite capacity of about $14 \mu\mu\text{F}$ effective (two sections of $28 \mu\mu\text{F}$ each) will tune to resonance with a coil of six turns. The scheme used for this band, obviously, will be that adopted for the 28 and 14 mc bands.

No Centre-tap Required

When the idea was first tried, the coils for the HF bands had physical centre-taps, but it was soon found that these served no useful purpose and they were removed, earthing being achieved merely through the centre-tapped tuning condenser.

It should also be pointed out (very firmly indeed) that parallel feed is used for the tank circuit. The coupling condenser from the PA anode to the top end of the tank coil is of $\cdot 001 \mu\text{F}$ capacity, which may be rather high for 28 mc operation but is necessary to accommodate the LF bands.

Two RF chokes in series are used from the

PA anode to HT +. One is the standard "short-wave" pie-wound type, and the other is a single-layer choke of fairly large size, consisting of 70 or 80 turns on a 1-in. former. Both are mounted well up in the air so that their capacity to the chassis is not high.

The Grid Circuit

Grid coils for all bands present no problem at all; it is only necessary to use a tuning condenser of large enough capacity to cover the lowest frequency used. This condenser is actually 160 $\mu\mu\text{F}$ and the coils are wound on 1-in. diameter formers (again of the five-pin variety) with their link windings brought out to two pins which go straight to a co-ax type socket at the side of the PA chassis. Two different exciters are used—one for the two lowest bands and one for the two highest.

Both have lengths of co-ax from their outputs and thus either of them can be coupled through to the PA in an instant. Grid windings have been chosen so that rather a biggish amount of capacity is needed to tune them to resonance. Grid circuit Q need not be high, as there is always far more power available than is needed to drive an 813. Furthermore, one does not want to have to retune the grid circuit for relatively small frequency shifts within a given band.

All this, however, is incidental to the main scheme, which simply revolves round this one idea of using a split-stator condenser in three different conditions: both halves in series, or one half only, or both halves in parallel.

Flexible coupling from this "flexible tank" to various types of aeriels is another story, and will be dealt with later.

Double Superhet for Ten

Notes on Operation, Setting Up

By A. B. WRIGHT (G6FW)

PART III

PLUG in the 6J6 and 6AG5, and plug the 10-metre aerial feeders into the sockets at the rear of the set.

If the front end of the receiver has been tested as previously described, no trouble should be experienced in tuning in signals on the ten-metre band on the main tuning dial. The calibration of the dial will, of course, be somewhat "out" unless the constructor is lucky, but calibration is quite a simple matter.

If there are ten-metre signals coming through, set the main dial to almost minimum capacity and adjust the 6J6 oscillator trimmer C12 until CW signals are heard at the LF end of the band. Peak up these signals on C7 and C2. The station frequency meter, if this instrument incorporates a 100/1,000 kc crystal, provides the means for calibrating the receiver accurately. Having located the LF end of the band, it becomes a simple matter to spot the 28, 29 and 30 mc signals from the meter. All that then remains to be done is to switch in the 100 kc crystal, and interpolate the remaining calibration points throughout the band.

In the absence of an accurate, crystal controlled frequency meter, calibration is a little more tiresome, involving as it does the spotting

of as many crystal controlled amateur transmissions of known frequency as possible. A graph may then be prepared in the usual way and the dial calibrated from that. When the American signals are coming through, WWV on 30 mc provides an excellent marker and calibration point for the HF end of the band.

After calibrating the set, the mixer trimmer C7 and the HF trimmer C2 should be peaked up at the HF end of the band, and a check made at the LF end to ascertain whether the tuned circuits track accurately. If a drop in sensitivity occurs towards the LF end, either the inductance of the mixer and aerial coils L2 and L3 should be adjusted by varying the turns spacing, or, as the writer did, the vane spacing of the tuning condensers C1 and C6 may be adjusted. If the condenser vanes are mounted on screwed rods the latter method is perhaps the easier.

Whichever method is used, the procedure is as follows: Peak up at the HF end of the band on trimmers C2 and C7; tune to the LF end and adjust inductance or condenser vane spacing for maximum response on noise or signal generator signal. Retune to the HF end and adjust parallel trimmer again for maximum response. Repeat this procedure until good tracking is obtained throughout the band.

The job is by no means as difficult as it may seem and with a little care no difficulty will be experienced in obtaining maximum sensitivity throughout the tuning range of the receiver.

BFO

No beat frequency oscillator has been included in the original receiver, as the writer confines his CW activities to Twenty, but its incorporation will offer no difficulty to the

constructor who wishes to add one. There is adequate space on top of the 1196 chassis for a screened BFO coil and a suitable valve.

Power Supply Requirements

A separate power supply and speaker are required. The power pack should deliver 200 to 250 volts at about 80 mA, and 6.3 volts at 2 to 3 amps.

Performance

With the three-element beam used for ten-metre transmission coupled to the receiver, it has outperformed every communications set the writer has handled, both as regards sensitivity and signal-to-noise ratio, and leaves

little to be desired for ten-metre reception. The set is completely stable in operation, and shows no signs of frequency drift.

The installation of a further stage of low noise pre-selection, using another 6J6 has been considered, but after using the receiver for over nine months the writer doubts whether any worthwhile improvement would result.

All components apart from the Wearite coils and associated trimmers are surplus material and are readily obtainable from the many advertisers in this *Magazine*.

If you feel that your present receiver is losing you some of that elusive DX the other chap is working but you can't hear, this simple double-super may be your answer.

Point on TVI

Check the Earth Lead

By S. E. JANES (G2FWA)

HAVING tried to eliminate TVI (unsuccessfully!) by means of the usual "traps" and complete screening of the transmitter, attention was paid to the rather lengthy earth lead. This, some 20-odd feet long, turned out to be quite a good radiator in the $1\frac{1}{4}$ -wave state for any 45 mc harmonics—grounded at one end and the Tx supplying the necessary excitation at the other!

Therefore, a length of stout lead cable was substituted for the existing wire. The actual measurement chosen was 20 feet, this being one complete wavelength at the vision frequency. (It is appreciated that the resonant length will be somewhat reduced owing to proximity effects, but will suffice for this purpose.) With the earthy end of the lead covering grounded by means of a short stout wire to a separate spike it follows that possibility of resonance at 45 mc will be reduced to the minimum. This condition can be brought about by making the screened cable any even multiple of a quarter-wave, e.g., 10, 20, 30 feet, and so on. It is necessary, however, to make sure that the Tx end of the outer screening is left floating.

The centre core can then be used as the normal earth lead, and here it is well worth while to dig deeply to ensure a really good ground connection!

These simple steps have made all the difference at the writer's station, and it is now possible to operate the 80-metre transmitter within a few feet of the television receiver. Experiments have now to be carried out on the other Tx for 40 and 20 metres.

XTAL XCHANGE

Quite a small offering this time—any that we received after September 16 will appear in our next issue. Set out your notice in the form shown below and head it "Xtal Xchange—Free Insertion."

G3BRT, 20 Redland Park, Bristol, 6.

Has QCC Type P5 1760 kc crystal, certificated; also 3513 and 3567 kc without certificates. Wants 7150-7160 kc crystals, or offers of 7 mc frequencies.

G8HX, 116 Westfield Lane, Mansfield, Notts.

Has ex-Service 3520, 3595, 3610 and 3640 kc crystals, $\frac{3}{8}$ -in. pin spacing, no certificates. Wants frequencies 1825-1890 kc and 3500-3515 kc, similar type.

SWL, 31 Byng Road, Barnet, Herts.

Has ex-Service 1000 kc bar, holdered. Wants crystal for 1.7 mc or LF end 3.5 mc.

SWL, Rhoslynw, Llanybyther, Carmar., S. Wales.

Has American 7014 kc crystal. Wants frequency in phone section 7 mc band.

PHOTOGRAPHS

As previously mentioned, we are always glad to see photographs of Amateur Radio interest—either equipment, personalities or Club doings. Photographs can be any size, print or negative, but *must* be clear and sharp to ensure good reproduction. All photographs should be identified on the back (light marking with a soft pencil so as not to spoil the face of the print), with an accompanying note to cover the subject. Photographs accepted are paid for on appearance at good rates, and can be returned if required. The block-making process involves no damage to the face. As we necessarily hold a number of prints for use as opportunity offers, appearance is not always immediate.

DX COMMENTARY

CALLS HEARD, WORKED & QSL'd

By **L. H. THOMAS, M.B.E. (G6QB)**

WHILE waiting for someone to sign after calling CQ thirty-five times we recently fell into deep thought—an unusual but quite rewarding procedure. What we thought about was, chiefly, the *raison d'être* (if any) of this monthly feature. From that we fell to thinking “Why DX, anyway?” Quite a lot of people despise the DX worker, and quite a lot of DX workers despise the others—both of which are Bad Things.

But then we came into focus and thought about the competitive aspect of the whole thing, and realised that the answer is there. This feature deals chiefly with two sides of Amateur Radio—the working of DX and the whole technique of operating. It is the competitive side that brings these two together. And it is the competitive business that, all through the history of Amateur Radio, has pushed development along and brought out new ideas, new techniques and new possibilities.

It must be 20 years since it was first said “It is always an amateur who achieves the impossible, because, being an amateur, he doesn't know it is impossible.” Now we are the first to admit that no one is going to further the development of radio very much simply by entering for every contest and madly working hundreds of DX stations; but the combined effect of thousands of amateurs doing just that, and, still more, the combined effect of what they do to their gear and their operating *in between* contests does, surely, have a profound effect upon the state of the art.

At all events, the Contests and the Competitions are with us for keeps; those who don't like them are in no way obliged to have anything to do with them except utter mild curses when their favourite band goes bad on them for a week-end.

Meanwhile—talking of week-ends—take a look at the little table of forthcoming events appearing herewith.


Add to those in the table the first half of the VK/ZL Contest (CW), which took place last week-end, September 30-October 2, concurrently with the RSGB Low-Power Contest on 3.5 mc, and you will agree that this Contest business is, in fact, becoming a Business. No

doubt there are other small affrays and dog-fights that we wot not of.

We simply cannot publish the rules of all these affairs without producing a special issue for the purpose, and therein, we think, lies one of the weaknesses of such things. There is nothing resembling a uniform set of rules. For instance, in the CQ DX Contest you send the other chap's RST plus your own Zone number. In the BERU Contest you send the RST followed by your own “serial” number, starting at 001 and working up. In the ARRL Contest you send RST plus your own “personal” station number, which remains the same throughout.

In the VK/ZL Contest you send the other chap's RST normally, followed by a *six-figure* number comprising your own “personal” three-figure number plus the last one you received from a station worked. (No one has

Oct. 7, 1400-Oct. 9, 1400	VK/ZL Contest (Phone)
Oct. 14, 1400-Oct. 16, 1400	VK/ZL Contest (CW)
Oct. 21, 1400-Oct. 23, 1400	VK/ZL Contest (Phone)
Oct. 29, 0200-Oct. 31, 0200	CQ DX Contest (Phone)
Nov. 5, 0200-Nov. 7, 0200	CQ DX Contest (CW)
Nov. 5-Nov. 6	RSGB Top Band Contest
Nov. 12-Nov. 20	Magazine Club Contest (Top Band)
Nov. 26, 0001-Nov. 27, 2359	All-European DX Contest (CW)
Dec. 3, 0001-Dec. 4, 2359	All-European DX Contest (Phone)
January 14-January 15	BERU Contest (CW)
January 21-January 22	BERU Contest (Phone)
January 28-January 29	BERU Contest (CW)



W9DKM is Fire Chief at Lisle, Illinois and runs the full gallon on all bands, phone and CW. This view is of the works of the 1 kW transmitter.

yet suggested an exchange of "handles.") In some contests there is a quota, or limit to the number of stations worked. In some there is a vast multiplier, in others none. So, to enter for the lot, you have to be either a Memory Man or a collector of paper-work from all the organisations concerned.

Take your pick—enter for the one you like best !

DX News of the Month

In future we are going to try to keep DX matters and operating topics separate, so let us start with the DX news, which is prolific

enough. The three principal charmers of the month seem to have been FK8AC (14020), ZS9J (14 mc CW) and CR5UP (14 mc 'phone). The latter, by the way, also put through a beautiful harmonic which caused many people to call him on 28 mc—but no one raised him ! FK8AC (QTH in list) was interesting in that we were lucky enough to give him his first G QSO, at 0740 on September 7 ; but thereafter heard him only in the evenings, the other way round.

The other main event has, of course, been the opening really wide of 28 mc. W6's and 7's have been roaring in on both 'phone and

CW at various times from 1700 to midnight. First, though, we will deal with 14 mc events.

G2FSR (London, E.4) collected six new ones on the band, which makes him top scorer in our list now with the fine total of 197 countries. He should top the double century next month. His additions were CR5UP, HS1SS and VK1ADS (all 'phone) and VP1AA, ZS9J and

FOUR BAND DX

Station	Countries Worked					Power
	28 mc	14 mc	7 mc	3-5 mc	Total	
G6QB	116	167	67	34	188	150
G3DO	97	152	37	21	182	150
G2BJY	91	74	24	4	123	25
G3ATU	86	163	60	26	170	10/150
G6CB	86	37	6	1	103	20/150
G2VD	84	160	52	27	165	150
G2WW	76	160	31	21	170	150
G8QX	70	107	18	12	129	150 (P)
G8IP	62	114	34	13	129	3/150
G8VB	59	122	49	50	142	120
G5FA	57	125	83	17	139	35/150
G2HIF	57	42	9	6	78	150 (P)
G8KU	48	125	26	9	134	120
G3FNJ	43	105	34	19	117	150
G5GK	36	126	89	11	187	150
W2RDK	34	116	134	33	180	?
G6BB	34	110	38	19	123	10/70
G2AO	32	114	34	30	123	125
G8VG	26	107	53	19	122	60/75
G2YS	25	111	26	21	122	100/150
G3EIZ	15	39	23	34	53	25
G5WC	12	116	50	1	117	45
G3FGT	12	69	24	22	76	25
GW3CBY	8	40	22	16	53	15/30
G2HKU	7	90	33	1	98	4/25
G3ACC	5	102	13	20	111	150
G6BS	4	165	102	28	172	150
G2DHV	4	79	20	18	84	25/60
G4QK	3	103	33	19	107	150
G6TC	3	75	38	11	87	20/65

FK8AC (all CW). He has also heard FI8AK a lot, but thinks he is fishy, if not phoney. G5FA (London, N.11) added MIC, PZIAL and YK1AB to his total, and also raised YO3GH, who told him that YO is now the official Roumanian call, and their QSL Bureau is Box 95, Bucarest.

G4QK (Croydon) mentions CR7AF, HC1JW, YK1AB, HZ1KE, and ZB2G. G5BZ (also Croydon) raised ZD6DH. G3FGT (Birmingham) climbs further up the ladder with his 25 watts, having added 4X, AP, VU, MD7, MD4, VS1, ZL and HE1EU. G2WW (Penzance) has resumed CW activity after a long period on 'phone. He has still, however, been raising new ones on 'phone, including MP4BAC, VP2LX, YN4CB, CR5UP (who called him after a contact with a 4X) and SP1CR, claiming to be 20 miles south of Warsaw. CW fetched in KS4AI, EA8's and an MD7.

GM3CSM (Glasgow) has collected VS1DF, W2OXE/MM (N. of Baffin Land), HB1JJ/HE, LX1QF, JA2RO and lots of less rare birds. He finds it difficult to raise Pacific DX from up there, although he has heard FOSAC, KM6AO and VK9NR. New ones on 14 mc 'phone for G5GK (Burnley) were W6NVN/KW6, HS1SS and EA6ET. G6TC (Wolverhampton) reports for the first time in two years. With his 807 PA and 68 ft. Zepp he has raised KS4AI, KG6FY, MD4G, ZD4AM, VS1DA, KH6's, and others. He hopes to put up a rotary folded dipole soon. 'TC, by the way, plays the bass in a band in which G3FRO is second trumpet—probably the only case of two amateurs in the same band with no QRM troubles!

G3ATU (Roker) suggests that UY5AK ("New Republic") is certainly 'phoney. He also mentions LZ1ID, said to be testing a 2kW commercial rig on the amateur bands! But he says EA6EG is genuine, and QSL's with the Majorca postmark! 'ATU has met ex-VS7AD, who told him that the VS7's will drop in number shortly owing to the impending departure of several of them. G6BS (Cambridge) has collected MP4, YK1, KG6CU, ZD2P (Cameroons), VP2LA, FE8AB and ZD6DH.

G3CNW (Ickenham) succeeded in adding eight new ones, including YS1VJ, HE1IL, YV5BX, OA4J, VP8AI and HP1BR. He, too, mentions LZ1ID, who was saying he couldn't receive replies because of QRM from his local BC station—but this didn't stop everyone on the band from continuing to call him. And he has also been hearing ZA3B, who is likewise mentioned by G4OO (London, S.W.11). G4OO gives his QTH (see panel, hopefully!) and says the ZA assured him he was genuine—as also did a type signing SP5AC. G6BB

(London, S.W.2) has started collecting BB's and managed to raise VO6BB, together with HB1JJ/HE, MD2GO, KS4AI, VS1DC and CX3CS.

G2HKU (Sheerness), with his 25 watts, has rolled in HE1IL, ZB2G and 2E, UY5AK, ST2TC, EA6EG and VK's and ZS's. He would like to see a power limit of 25 watts for everyone—see notes on QRP later! G3FNFJ (London, N.W.6) has been struggling for Zone 26 for ages, and then worked XZ2FK and XZ2SY within a week. G3FGT (Birmingham) finds that his long-wire still rakes them in, such as VS1CW, HE1EU, AP2N, VU2DX and lots more. He thinks he has persuaded MD2GO to appear on 3.5 mc—let's hope he turns up.

The 28 mc News

Practically anything can happen on this band now. Even the rare KL7 has been heard once more! VK's and ZL's and J's romp through on both CW and phone in the mornings, but the W's generally clean up the band pretty well in the afternoons and evenings. The Four-Band Table is in 28 mc order this month, and with a warm blush of shame we have had to put our own call-sign at the top of the list for the first time since this table was started a year ago. Out of those 116 countries on Ten, more than 100 were worked in 1946 with the old 807, when the going was easy. There must be many types who have worked a higher total, but they don't come forward and say so.

G2BJY (West Bromwich), who is a very high scorer with his 25 watts, has added FE8AB and ET3AF; he also mentions XZ, MI3, ZL, VS6 and 7 and a host of the more usual DX.



".... Worked any DX this morning, dearie?"
(With apologies to Joe's YL)

G2HIF (Wantage) remarks that with the coming of the W/VE signals the ZS/ZE/VQ stations show little change from their mid-summer strength but are more difficult to work with all the Americans after them. Other "highlights" mentioned by him are VP3HL, VS9AJ, TI2RC and KZ5AF, all on phone during the early evening. G5FA contributes XZ2FK, VE6AP, HC1KP, VS9AL and FE8AB. G6BB throws in OQ5BU, HZ1KE, ZS5YF and FE8AB.

GM3CSM raised FE8AB, OQ5BU, HC1KP, HZ1KE and an unusual one—TF5TP—all on CW. We should mention, by the way, that some of these reports came in before the band really opened wide, and that we shall have to be pretty particular about what we call 28 mc DX by next month.

DX on 7 mc

The Faithful Followers of Forty are in their element again. G6BS has at last managed the Century, six new ones having given him the fine score of 102. They were HB1JJ/HE, IS1AMF, EA6AF, ZS5YF, MD2GO and a CM2. But 'BS and the others now have a sinister rival in the person of W2RDK (Gloucester, N.J.), who has come into the Four Band Table and will show a score of 134 on 7 mc—122 of which are confirmed! 'RDK tells us to look out for VP5BD (Cayman Is.) on 7295 kc from 0400-0500 GMT. He also says that W3BXE has been on from St. Pierre-et-Miquelon, but the French authorities, for some strange reason, gave him the call FQ8AB instead of the FP that one expects.

G6BB raised CO7BL and YU1WEZ for two new ones on the band; G4QK collected ZL2JD, KP4HU, ZB1AJX, LX1AF and others; G8VG (Dartford) worked UA9CK, who was running 5 watts on 7021 kc, and also a UP. G5GK found TA3FF for a new one and also worked sundry ZL's and W7's, while G5FA reports plenty of W's plus KP4KF in the early mornings.

Eighty Metres

For some reason there is a scarcity of 3.5 mc news this month, the only report being from G5BZ, who raised CM2SW for a new one. We do happen to know that VE's, VO's and W's are arriving before midnight at the CW end, but otherwise there isn't much to add.

In Defence of QRP

G3FIT's remark last month (that he found 10 watts hard going on 7 mc) has rallied the QRP experts. G3EIX (Swindon) says that his 10 watts does all that he wants; about 70 per cent. of CQ calls bring replies, and he has worked 25 countries on 7 mc, including USA. For a change, 'EIX went down to 6 watts and

TOP BAND LISTING		
Starting August 1, 1949		
Station	Counties	Countries
G2YS	30	4
GW3CBY	20	5
G2AJU	20	3
G5XF	12	2
G6ZN	10	3
G2DHV	10	1

used 6 ft. of wire indoors as an aerial, and he still got a reply to nearly every call.

G2AJU (Ipswich) uses $1\frac{1}{2}$ watts to 2-volt valves in a MO-PA circuit, and with this he has worked over 100 stations on the Top Band. Since August 1, he has covered 3 countries and 20 counties, and only on two occasions did he "QRO" to 3 watts (Arabackle, another battery!) Even on phone he has worked stations up to 50 miles distant in daylight, and the phone has been heard as far off as Cardiff.

G6ZN (Horbury) is a well-known exponent of QRP, and he resents the attitude taken by some of the big fellows in dismissing QRP stations as "small fry". As he says, the lack of mere blasting power doesn't make a station any less efficient. High spots from G6ZN's doings were a 3-watt QSO with W7DXZ on 14 mc, when the W said his signals were as strong as most other Europeans, QSO's with 10 counties on Top Band, and a 280-mile contact with G3PU (Weymouth) using 0-019-watt on the same band! 'ZN's 3-watt DX includes VE, VO, ZB2, OY, TF, SV and lots of the Russian districts.

So let no one belittle these QRP fellows—they know their stuff, *and*, let us add, they get a kick out of their hobby that is missing from many QRO stations.

Operating Topics

It is necessary to quote at some length from a screed received from G6ZO (Edgware) on the subject of the inane behaviour of some operators who frantically try to raise a new country without bothering to listen to the pile-up and understand what is going on. As Jim says, "... the more enlightened DX operators resort to the skiful use of QLM or QML and the result is a joy to listen to—or is it?"

"To quote a few examples: TA3AA calls CQ on 14020 and signs QLM. Several dozen eager-beavers call him smack on 14020, but two or three call on 14005. Result, he has a

100 per cent. QSO with one of the latter. W3EKK/VK9 calls CQ on 14018 and signs QLM—a few hundred W6's call him on his own frequency and a G5 who called on 14003 beats them all, despite their kilowatts and rotaries.

"A certain G8 was heard to call AC4RF for some 20 minutes on his own frequency, during which time AC4RF had three 100 per cent. contacts with other stations answering him 15 kc lower, as requested. Obviously, the G8 was not even *hearing* 4RF, far less listening to him.

"FP8AA calls CQ on 7050 kc and signs QLM—about 500 W's come back between 7048 and 7052 (sounds like bagpipes playing!)—but he works a G4 calling on 7002.

"Moral—learn your Q Code. If you still don't know what QML and QLM mean, give up chasing DX; you will be doing the rest of us a greatly appreciated service."

With all of which we heartily agree. One could add scores of cases in which the callers have piled up promiscuously while an actual QSO has been taking place, and the DX station has been so disgusted that he has just quietly faded away, leaving a raging mob *still* calling.

Of course the DX boys are the masters of the situation all the time—if they are good operators. They can always crack the whip if they know how. The mere remark "Anyone breaking in before I finish this QSO won't get a reply at all" has been known to produce a hushed silence that becomes quite oppressive! We need a Q signal for some such warning. "QKO: Keep off or you've had it!" would suit.

News from Overseas

From GM3ANO (H.M.S. *Jamaica*) comes a grievance about phone operating—and quite rightly, too, for it has jarred on us for years. If you are quietly laughing up your sleeve while telling the other fellow something on CW, there's nothing to indicate this to him except the odd "Hi"—invented for that purpose. But when, as 'ANO says, a phone man, in a tone of voice calculated to freeze you to the chair, gives no sounds of laughter but solemnly says "Hi," it's just plain darned silly. You know the sort of stuff: "The XYL has just broken her leg and had to go to hospital, Hi! "Don't expect her home for six weeks, Hi!" And so on. Does this constitute an admission that amateur phone communication is still so primitive that the other fellow couldn't hear us laugh or couldn't interpret the tone of voice as he would in ordinary conversation? Try a few "Hi's" over the telephone next time you get a wrong number.

GM3ANO adds that conditions out in VS6 have been pretty good for Europe, with GI4RY often the outstanding signal.

VP8AB writes from the Far South—Teal Inlet, Falkland Islands—and tells us that VP8AM is one of the lads marooned in the Antarctic at Marguerite Bay (Base E). The relief ship couldn't reach them last summer, but should do this time. VP8AB has heard him on 7 mc phone, and VP8AI has worked him on 14 mc.

G4JF (late of Staines) is leaving for Southern Rhodesia and taking his gear with him. His address will be c/o Meikels Ltd., Umtali, and we hope to hear him on the air some day.

ZD2P (QTH in panel) has hitherto asked stations to QSL via the Bureau and thinks that for this reason he is suspected of being a pirate. He is not, and his full QTH appears in the list.

Mr. H. R. Fox (ex-G8RZ) writes from Kusunda, India, to tell us of the untimely death of Mr. D. H. Halliday, B.Sc., A.M.I.E.E. VU2AF and ex-G8FQ of Stafford. This has been a great blow to his many friends in VU and sad news for his former associates at home. Mr. Fox has a number of VU2AF's cards, already made out for QSO's, and is forwarding these at once.

VS2CQ (Kuala Lumpur) has now been on the air nearly a year, and has had about 300 contacts with 51 countries. He finds operation very difficult on account of high temperature and humidity, and adds that cockroaches feed on insulation and seem immune to HT. Active stations in VS2 are 2AU, 2AZ, 2BH, 2BN, 2CB, 2CK, 2CL, 2CN and 2CQ (all in



“... Chap says we've got a chirpy note ...”

Kuala Lumpur) with 2AL, 2BD and 2CC in other parts. Kuala Lumpur chaps have a Friday night ragchew on 80-metre phone. VS2CQ adds that a keen SWL type out there has many confirmations of reception of G, EI, PA, ON and DL4 stations on 3.5 mc.

An interesting letter from G3ERB (Berkeley, Calif.) tells us about the conditions under which the W6 gang work. Chief comment is that they seem to be obsessed by the idea that high power is necessary for results. 'ERB says that much of the San Francisco area is in a hollow in which it is very difficult ever to hear Europeans, and that the people perched up on the heights have a different radio outlook from the others! He finds the most impressive thing out there the portable-mobile operation.

SVØAL (Salonika) still plugs away with his QRP, and remarks that he is afraid of mentioning his power (less than 10 watts) to the W's, especially when one using 800 watts is only one "S" point better than he is! He lets loose a tirade on the types who call without listening first, particularly those with beastly notes, of whom there are many. He remarks that SVØWI uses 100 watts and an 8-wavelength V-beam pointing NW on 28 mc, so he should hit G with a resounding whack. SVØAL hopes to appear on 7 and 3.5 mc ere long.

Miscellany

Another good list of Top-Band Calls Heard from EA2LS appears at the end of this feature. He hopes to make some cross-band contacts, with himself on 3.5 and the G's on 1.7 mc.

ZONES WORKED LISTING
POST WAR

Station	Z	C	Station	Z	C
Phone and CW			Phone and CW		
G2FSR	40	197	G2BJY	37	123
G6QB	40	188	G5WC	37	117
G5GK	40	187	GM6IZ	37	98
G3DO	40	182	G2YS	36	122
G2WW	40	170	G6CB	35	103
G3ATU	40	170	G3ACC	34	111
G2VD	40	165	ZD4AM	34	96
G2AVP	40	163	G2FYT	33	100
G3AKU	40	138	G4OK	32	107
G8IP	40	129	G6TC	31	87
G2AO	40	123	G2SO	31	87
G8KU	39	134	G2DHV	31	84
G3CNW	39	130	Phone only		
GM3CSM	39	128	G3DO	37	146
G5MR	39	118	G8QX	35	129
G8VB	38	142			
G5FA	38	139			
G6WI	38	128			
G6BB	38	123			
G3FNJ	38	117			
ZS2AT	38	114			
G3BNE	38	109			

G5FA had a nice personal contact with ex-J2AHI and his wife, who were returning from Tokio via Europe. They managed to work, from his station, G2DC, whom they knew well over the air when he was a J4.

E19J quotes a message from ZS6AM saying that he works many VK's on 3.5 mc and only wants Asia for WAC. He will shortly be turning up from Kenya as VQ4GJD. E19J, by the way, worked both ZS6AM and ZS5YF on 3.5 mc; he thought the former was a hoax, as he was coming in just like a European (579) but the card has arrived and clinches the deal.

G3ACC (London, S.E.22) is in trouble with BCI since her neighbour bought "one of those silly little portable (frame aerial) things". Whereas a series trap in the aerial cured QRM before, Meg doesn't know quite what to do now, and asks for bright ideas.

GM6IZ (Aberdeen), whose recent return to

the ether has been commented on before, sends a table showing how he has worked "100 Countries in 100 days with 100 watts"—and very nice, too. His average hours-per-day on the air were 3:06; QSO's 417 (209 W's, 208 others); and in April he worked 29 countries, in May 36 more, in June 24 more and in July 12.; 101 countries in 37 Zones is the grand total. The aerial was far from "magic," being a half-wave with quarter-wave stub, 20 ft. high, suspended between houses and below the rooftops. Any challengers for this feat?

Deadline for the November Commentary will be first post on October 12. Please address everything to DX Commentary, *Short Wave Magazine*, 49 Victoria Street, London, S.W.1; don't be late. So we will sign off with 73, BCNU and lots of HI's.

G CALLS HEARD OVERSEAS

1.7 mc

DX QTH's		
EA8BC	Box 8, Laguna, Tenerife, Canary Is.	
FK8AC	Box 104, Noumea, New Caledonia.	
JA2CK	Box 27, A.P.O. 994, c/o PM, San Francisco.	
JA2MY	A.P.O. 503, c/o PM, San Francisco.	
KG6GA	U.S. Coast Guard Depot, Navy 926, c/o F.P.O., San Francisco.	
KG6SF	426 E. 18 Street, National City, Calif. (Stn. on Salpan)	
PK5HL	Box 21, Banjarmasin, Dutch Borneo.	
SP5AC	Box 320, Warsaw, Poland (?)	
TI2CG	c/o U.S. Embassy, San Jose, Costa Rica.	
VK5AE VK5AS VK5CV	} Box 119, Darwin, North Australia.	
VP4CO		A.P.O. 869, c/o P.M. Miami, Florida.
VQ3AD		c/o C.I.R., Arusha, Tanganyika.
VS1DZ	G.H.Q. Signal Regt., Singapore.	
VU2DX	126 Palace Road, Mylapore, Madras 4.	
YN4NW	Box 51, Bluefields, Nicaragua.	
ZA3B	Radio Marine Station, Durazzo, Albania.	
ZD2P	D. C. Piccirillo, Radio Officer, Posts and Telegraphs, Port Harcourt, Nigeria.	
ZD2S	G. Sherwood, c/o W.A.A.C., Ikeja Airport, Lagos.	

EA2LS, Joe Azurza, Matia 14, San Sebastian, Spain.

September 1, 2210-2240 GMT. (Bad QRN).

G3ART (569), 3PD (569), 3TA (579), 6AB (579).

September 2, 2210-2240 GMT. (Wx Fair).

G2FIX (579), 2KF (579), 2YS (559), 3DXI (569), 3EPV (579), 3ERN (559), 3FOP (569), 6AB (579), 8FF (569).

September 5, 2230-2300 GMT. (Heavy Storm and QRN).

G2GC (569), 2LC (569), 3AGC (579).

PIRACY—A NEW LOW

There is the pirate who comes on with an imaginary G call, he who goes one further by using a DX callsign, and the type who operates under a call already issued to another station. If there are degrees of meanness in this business, the last is the most despicable. This is particularly so when the callsign is used in the manner recently headlined in the London *Daily Express*. A pirate working under a G3 call has been offering free trips to this country "at my own expense"; the fact that a Russian amateur was among those so "invited" has a slightly comic flavour about it, but it seems that other invitations were issued which might well have been taken as genuine, with all the circumstances which could follow. It is much to be hoped that the individual concerned will be traced by the GPO—and it is the duty of any amateur knowing who the culprit might be to report him. And should he by any chance see this note, we hope he will realise he has struck a new low, by gaining publicity for Amateur Radio through such a mean trick.



Blow for Freedom

Lattice Mast to Stay

From Notes by A. HOUCHIN (G3GZ)

A CASE of considerable importance to all amateurs either owning, or contemplating the erection of, structures such as lattice towers in residential areas was recently decided at Slough.

G3GZ of 90 Shaggy Calf Lane, Slough, built himself a 58-ft. tower to which strong objection was taken by the neighbours on the broad grounds that it was an eyesore. A petition was organised and G3GZ was ordered by the local authority to remove the tower. He thereupon cut it down to 32 ft. and appealed to the Ministry of Town and Country Planning against the local order.

The Inquiry

On July 26, an Inspector deputed by the Ministry held a public inquiry into the whole matter at Slough. G3GZ found himself arguing his case, single-handed, against the Bucks County Council, the local authority, and a deputation of his complaining neighbours.

Some of the evidence given is interesting. Attention was drawn to the general unsightly nature of back-garden shacks, television aerials tottering at all angles, tradesmen's vans parked in front gardens over week-ends, and advertisement hoardings. G3GZ made a strong plea for the clean, healthy hobby of Amateur Radio and all it meant to the nation

—he also pointed out that in the Slough area alone there are about 50 tower-like erections of different kinds, some higher than his. The local authority evidently regarded the inquiry as a test case (which it was) and strenuously opposed the granting of the application on the grounds that "there would be nothing to prevent others finding some excuse to make similar structures."

The County authority suggested a compromise—a nice, slim tower of light steel, painted or camouflaged, and perhaps moved a little nearer the house. But G3GZ pointed out that while he was willing to compromise in any way he could, in fact steel for such a structure as his would be impossible to obtain.

The Decision

The inspector from the Ministry then visited G3GZ and viewed the tower. On August 31 last, the Minister handed down his decision—to the effect that the tower could remain for a period not longer than 12 months from that date, after which (by implication) it must be removed or replaced by a more sightly structure.

As readers will appreciate, all this is of the greatest importance where there may be a conflict with the local authority (or the neighbours) regarding the erection of a beam-supporting tower or lattice mast.

In theory at least, the local authority (and again the neighbours) can object to any sort

of structure which obtrudes above the house line or garden wall. Each case can only be decided on its merits—it is obviously wiser to obtain the local authority's permission first—but this one so ably handled by G3GZ is certainly a precedent to which all who may find themselves in a similar difficulty can refer.

It can truly be said that G3GZ himself, in

refusing to be browbeaten or over-awed by the not inconsiderable forces arrayed against him, has struck a blow for freedom in these matters.

Acknowledgments are due to the *Slough and Eton Express*, the *Slough Observer* and the *Daily Express* as the sources from which some of the foregoing has been compiled.

Evening on the Air

What Often Happens !

By J. D. HEYS (G3BDQ)

PEACE at last ! The YL is safe and sound with mother at the pictures . . . the dog is asleep under the bench ; so here goes. Stand back OM's—now for some DX. On with the "joy" . . . pleasant chatters from all five power packs (*must pack those laminations one day—try a bit of shellac, p'raps*) and the little red lamps glow benevolently. That's funny, Ten seems dead. Old G6—reckoned ZS would be pouring in about this time. Could it be that temporary tap on the Windom? Impossible ! I bound it up with dead-loss tape only the other day. To heck with this, let's try Twenty ; the PA's a bit shaky on Ten anyway (*must neutralise sometime—even if it is an 807 !*).

Where's that exciter coil? Here we are ; under the bench with the dog, as usual. Now for the PA grid coil. What a bind this coil changing is . . . will go all modern soon and rig up a bandswitched job. I wonder what ass invented butterfly nuts? (*A plug-in tank circuit is really overdue at this station ; perhaps some time in the next holidays . . .*) Whooshburrrrr . . . there we are—bang on 14050 kc. What an exciting violet tinge that 807 has ! A good sign they say . . . hope so ! Char-chip-char-chip char-char-chip-char . . . Queer ! She doesn't chirp on Forty. (*That neon stabiliser on the feeder must be put to a real job.*) Ah well, everything helps to push us through the QRM.

On at Last

Now for business. You can't beat a crafty CQ at the start ; it proves she's getting out. A round dozen—that's enough. Here go the switches . . . VFO off . . . aerial over (*I'll fix that relay up soon*) . . . RF gain up. MURDER ! . . . How does II—always find my frequency for his endless CQ's? Easy does it . . . at last

—a call. Let me see ; weak and watery, that means one of those KH6's or even AC4YN. (*What did I hear ? An OH ?*)

What strange QRM on the band tonight. Thought so—someone knocking at the door. There's only one person it can be ; Ivor Scanner again, moaning about TVI. Quietly does it (*rubber pad under the key always at this station !*). We'll pretend to be out . . . Sh, good dog. (*That reminds me ; the harmonic suppressor shall have to make its debut.*)

Now for that sig again . . . Burroomph—G3BDQ DE G3—FB OM. UR SIGS 599 ACROSS TOWN TONITE BEST ON THE BAND HI HI HI 73 SK ! . . . I'll really fix that type one of these days.


Well, you can never say we don't try to raise DX. What did Old Timer say? ("90 per cent. operating time should be spent listening.") Try anything once here, so let's have a look round the phone band for a change. Yes . . . a VK5 calling CQ Europe. Quick ! . . . VFO zero beat . . . lovely, can't miss . . . modulator on . . . mike in circuit . . . Phff, Phff ! Funny, no mod. Who could have pinched the mike battery? Probably in the YL's cycle lamp ; shall have to rob the AVO. Ouch ! How come that the outsides of those 6L6's are live? (*Now I remember ; I didn't take the shields to earth.*) Too late . . . VK5— is in QSO !

Try One-Sixty

I WILL have a QSO tonight ; must hurry though, the YL will be back soon. What about Top Band? Can't miss up there. Aha ! the local net. G5— is really on form tonight. Change coils again . . . series tune the Windom (*I'll have to keep a condenser handy for this job.*) . . . half an amp up the spout . . . good !

"Hiya G5— and gang ; this is G3BDQ. Excuse me breaki . . ."

Curses ! What now? Lights won't work either. Of course, that's it ; I forgot to put another shilling in the meter. Now let me see . . . sixpence . . . half a crown . . . a 50-ohm resistor . . . Too late ! The YL and Co. are back. QRT.



CC Marker Unit for Two Metres

Simple Calibration Oscillator

By M. D. MASON (G6VX)

THE unit to be described has been developed for the express purpose of supplying 500 kc marker points in the 2-metre band.

In order to make the most of the 144-146 mc frequency lists now available, it is essential to have an accurately calibrated converter or receiver. Most converters and receivers acquire a certain amount of frequency error due to drifting or mechanical shocks, so a suitable frequency standard to check this point from time to time adds up to better operating efficiency.

With a 500 kc crystal, five marker points are provided in the 2-metre band; these are useful for making a suitable calibration chart—to be modified as necessary as more and more fixed-frequency stations are identified. When the calibration is completed and can be relied upon, stations not already listed can be measured and their actual operating fre-

quencies filed or sent forward for future listing.

The unit was designed to be really accurate all the way from 500 kc to 150 mc. The power consumption is so small that it could probably quite safely be taken from an existing receiver. With 100 volts HT and 6AK5 valves, the 145 mc harmonics are strong enough to be picked up with only a few inches of wire connected to the calibrator output terminal. The physical size has been deliberately kept as small as possible only for the convenience of tucking the unit out of the way in some corner to be switched on as required.

Circuit

The oscillator circuit is not at all critical and once it has been well constructed with good components (the most important being the crystal) no further adjustment is required other than to zero the crystal beat-note with one of the WWV transmissions or Greenwich on 2500 kc. The particular components specified are correct for a QCC Q5/500 crystal. Should some other make of crystal be used it may be necessary to change the values of the 22 $\mu\mu\text{F}$ and 500 $\mu\mu\text{F}$ condensers (C1, C3) slightly in order to have an equal amount of frequency correction either side of zero beat. The frequency correction is adjusted by the variable 100 $\mu\mu\text{F}$ condenser, C2. Several

crystals were tried in this circuit including a 1000 kc bar, and all worked very well.

The valve complement can be quite varied—types 9001, 9003 (EF91, EF92 with wiring modification) and 6AK5 are all suitable. The 6AK5 gives the strongest harmonics, but the 9001 is good enough.

There are no particular tuning adjustments other than to peak the oscillator plate circuit on either 3 or 4 mc. This can be checked by listening for maximum signal on the regular communication receiver adjusted to 3 or 4 mc. The three-turn output coil L2 is peaked for the strongest signal by listening on 145 mc. By-pass condensers can be any value between .01 and .005 μF . The coil formers are small polystyrene type. The 200-turn coil L1 can be either wave- or scramble-wound and doped to keep in place. The output coil is three turns of 24 SWG enamel.

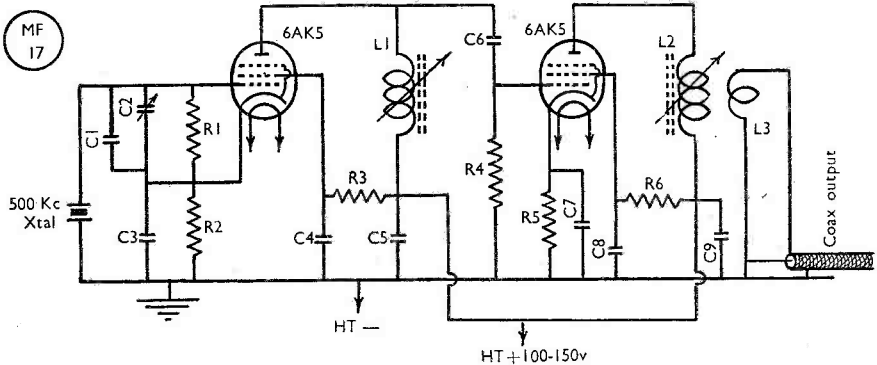
The chassis size of this unit is 4 in. long by

3 in. high and 3 in. wide. Actual size is not important as long as grid and plate leads are kept to 1 or 2 in. Once constructed, it will be found essential for its purpose, and it is cheap and easy to build.

Table of Values

CC Marker Unit

- C1 = 22 μF
- C2 = 100 μF , variable
- C3, C7, C8, C9 = 500 μF
- C4, C5 = .003 μF
- C6 = 80 μF
- R1 = 500,000 ohms
- R2, R3, R6 = 10,000 ohms
- R4 = 100,000 ohms
- R5 = 220 ohms
- L1 = 200 turns, 40 SWG, on slugged polystyrene former
- L2 = 3 turns, 24 SWG, on slugged polystyrene former
- L3 = 2 turns coupled to L2
- Valves = 6AK5, 9001, 9003 (see text)
- Xtal = 500 kc bar (Q.C.C. Q5/500)



Circuit of the Marker Unit

IONOSPHERIC PREDICTION

The Radio Research Station at Slough of the Department of Scientific and Industrial Research has for many years carried out experiments and made observations for the purpose of gaining data on the behaviour of the ionosphere. A pulse transmitter and receiver, constantly in tune with each other, sweep the area 550 kc to 25 mc over a period of a few minutes, the echoes being displayed on a CRT and photographed. By reference

to similar displays obtained at other stations in different parts of the world, long-term predictions can be made for periods up to six months; these are issued to such authorities as the BBC, GPO, Cables & Wireless and the Services, enabling them to plan their frequency schedules over the desired communication paths. The Automatic Ionospheric Recorder will be on view at the D.S.I.R. Stand at Radiolympia, September 28 to October 8.

Mention the Magazine when writing to Advertisers—It Helps You, Helps Them and Helps Us

TN16 Modified for Two

Surplus Converter Unit Easily Adapted for 145 mc

Notes by G4LU

THE TN16/APR4 converter has been available on the surplus market and with some modification it can be made into quite an effective unit for the reception of two-metre signals. In its original form the TN16/APR4 covered 38-95 mc, with a 30 mc IF. The valve line up is 6AK5 RF amplifier, 9002 triode mixer and 9002 triode oscillator. Tuning is carried out by means of a four-gang condenser; two sections are employed in a split-stator connection in the oscillator circuit, and one section each for tuning the RF and mixer stage grid circuits.

Modification


This condenser is removed in the modification and the oscillator is tuned by a smaller split-stator condenser. The RF and mixer stage grid circuits are fixed tuned to the mid-frequency of the two-metre band. Band spreading of the oscillator circuit is achieved by utilising one of the original trimming con-

The TN16/APR4 is an American 40-100 mc converter of sound basic design which can quite easily be modified to cover our two-metre band. This article shows how. The motor-operated tuning mechanism is an advantage for automatic searching.—Ed.

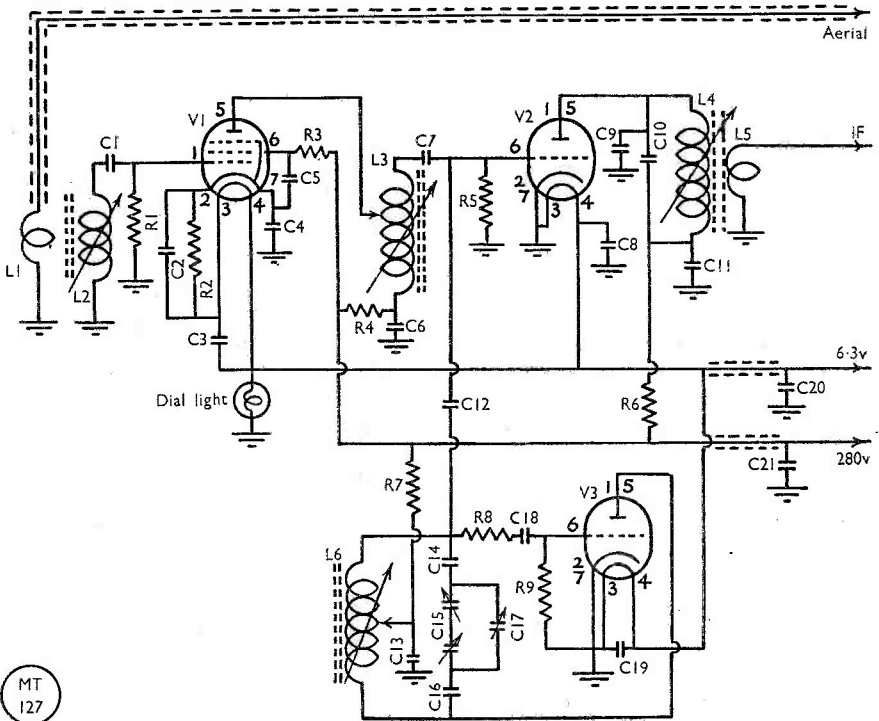
densers in parallel with the new oscillator tuning capacity. In all other respects the oscillator circuit remains unaltered, except that a slightly smaller coil is used.

In the writer's model the IF was changed to 10 mc in order to standardise with other converters and facilitate changing over quickly for comparative checks on performance. The 10 mc IF transformer consists of the coil and former from an 1133 IF assembly which is slipped over the original ceramic former and secured by slight packing with a strip of empire tape. For those who have not a suitable unit available, the dimensions of this coil are given in the schedule.

Tuning of the IF circuit is effected by condenser C9, which is connected directly between the anode and cathode pins of the mixer valve, and an auxiliary condenser, C10, which is adjusted experimentally so that the IF can be brought within the range of the coil slug. The mixer stage grid leak, R5, needed to be increased and the oscillator coupling condenser, C12, reduced to give best results at the higher frequency. Some experimenting was carried out with the interstage coupling condenser,



Inside the TN16/APR4 converter after G4LU's modification for Two. The revised tuning system is clearly shown.



MT
127

The 1N16/APR4 as modified for Two by G4LU. This can be compared with the original circuit, which will be found on one of the panels of the unit itself when purchased.

C7, and the surprisingly large value of 300 $\mu\mu\text{F}$ was found to give optimum results. A slight improvement was also obtained by tapping the anode of the 6AK5 valve down the mixer grid coil by approximately one turn. Very little change is required in the RF stage except for a smaller grid coupling condenser, C1, and an additional cathode by-pass condenser, C4. In order to obtain stable operation of the RF stage it was found necessary to return the two cathode by-pass condensers C2 and C4, and the earthy end of the grid coil, L2, to the common earthing point adjacent to pin 3 on the RF stage valveholder.

Fig. 1 shows the modified circuit and comparison with the original circuit printed on one of the side panels of the converter case will show readily the extent of the changes.

Alignment Procedure

The initial adjustment of the oscillator circuit and the adjustment of the band setting

condenser, C17, together with the adjustment of the coil slug, can be effected by means of an accurately calibrated and sensitive wavemeter. The final touches can be made from on-the-air tests with signals of known frequency. The RF and mixer stages can be lined-up on strong local signals if desired or by using a stable signal generator. Alternatively, another method is available which is convenient and requires nothing more than a simple tone-modulated oscillator, a pair of headphones and an 0-10 mA meter. The principle is to use the mixer valve (the oscillator valve is removed for this test) as an anode bend detector. The meter and headphones are connected in series in the mixer anode circuit and the link output circuit of the oscillator is taken, first to the mixer grid direct for the initial adjustment of the associated tuned circuit, and then to the aerial terminal of the converter for the final setting up of both signal circuits.

Table of Values

The TN16/APR4 Modification

*L1	= 2 turns on original former
*L2	= 5 turns on original former
*L3	= 3 turns on original former, tapped one turn from grid end
*L4	= 12 turns, ½-in. diam.
*L5	= 2 turns, overwound on L4
*L6	= 2 turns on original former, centre tapped
*C1	= 7 μF ceramicon
C2, C3, *C4, C5, C6, C8, C11, C13,	C19 = .001 μF mica
	*C7 = 300 μF ceramic
	*C9 = 100 μF ceramic
	*C10 = 8 μF ceramic
	*C12 = 2 μF ceramic
C14, C16	= 150 μF mica
*C15	= Split stator variable, one fixed plate and one rotor plate each side
C17	= 1.5-7 μF ceramic (original trimming condenser)
C18	= 51 μF ceramic
C20, C21	= 75 μF
R1	= 56,000 ohms, ½-watt
R2	= 330 ohms, ½-watt
R3	= 100,000 ohms, ½-watt
R4	= 22,000 ohms, 1 watt
*R5	= 560,000 ohms, ½-watt
R6	= 56,000 ohms, 1 watt
R7	= 15,000 ohms, 2 watts
R8	= 10 ohms, ½-watt
R9	= 100,000 ohms, ½-watt
V1	= 6AK5
V2, V3	= 9002

***Modification parts and values**

When these circuits are peaked on the test oscillator frequency the tone will be audible in the 'phones and the mixer anode current will change. The change in the anode current of the mixer stage can be utilised for making quantitative tests with various circuit values, the greatest change being obtained when the signal circuits are giving the most gain. In the

writer's model the change obtained was from 5 mA with no signal to 3 mA with signal on, but it should be remembered that the latter value will be dependent on the strength of the signal injected from the test oscillator. No great care need be taken in obtaining a great degree of frequency stability in the test oscillator since only the relatively broad signal circuits are involved, but the mean frequency should be monitored for the duration of the test to ensure that all adjustments are made at the same frequency.

A suitable valve combination for the suggested test oscillator would be a 7193 (CV6 or CV1135) as the RF oscillator and a 6J5 as the tone oscillator-cum-modulator.

Performance

In tests under practical conditions, the converter compared very favourably with one using a grounded-grid RF stage and triode mixer and would receive all but the very weakest signals audible in the comparison converter. Tone output was T9 without using stabilised HT voltage although a slight drift was experienced due to jumps in the main supply. Sufficient space is available in the case for the incorporation of an additional grounded-grid stage using one of the new B7G based triodes, if desired.

A further useful feature of the original unit is the automatic search motor incorporated in the dial mechanism, which operates from a 28-volt DC supply. This motor is quite noise-free in operation and can be left to search the band during those periods when things are quiet on Two. If the main receiver is feeding a speaker, the operator is thus free to do something useful until a signal comes up.

STATISTICS

At the present rate of licensing it may be expected that by the end of this year there will be about 8,500 amateur transmitters licensed under the G prefixes. This is a high figure—nearly three times the number of full permits in force as at September 1939—but even at that is much lower in proportion than the numbers in Australasia, Canada and the United States. In these countries, the ratio of licensed amateurs to the total population is very much higher.

★

RECORDING EQUIPMENT

We are well aware that there is a great and growing interest in what is known as "home recording"—indeed, there is a wide field of application for it quite outside and beyond the purely Amateur Radio aspect; this amounts

to taking down and playing back the other man's transmission. At the present time certain recording equipments on the market in this country, though very good, are also very expensive, and there is clearly scope for the design of amateur-built equipment using the latest techniques. We should be interested to hear from anyone who has built successful recording apparatus—on which a live demonstration can be given over the air!

★

"RECEIVING SINGLE SIDEBAND"

This is the title of a very useful practical article in the current (October) issue of our *Short Wave Listener*, of which a few copies are available at 1s. 4d. post free. Remit to the Circulation Manager, Short Wave Magazine, Ltd., 49 Victoria Street London, S.W.1.

VHF BANDS

By E. J. WILLIAMS, B.Sc. (G2XC)

*Band Plan Comment—
Points on Aerials—
QSO Procedure—
Seventycem Progress—
Individual Reports*

IS serious experimental work helped or hindered by interference? Quite definitely, the answer any rational individual would give is that it is hindered—unless one is engaged in the design of QRM filters. For that reason alone the Two-Metre Zone Plan seems worth a trial.

Does it make sense that avoidable QRM should be suffered just to make DX more difficult, or to make it impossible to do more than exchange RST's and 73 with a distant station? Why go the hard way about something when a little forethought can make it easier for everybody?

The proposed Zone Plan (now effectively in operation) has been supported and encouraged by the *Short Wave Magazine* because it appears to offer a sensible solution to a number of practical problems well understood by all experienced VHF workers; it should therefore make operating conditions better for all concerned. It is not claimed that the Plan will overcome every difficulty, but with stations spread out over the whole two-megacycle area (which is in itself the rational approach to the use of the band) the chances of interference generally will be much reduced; and this should also help to encourage the chatty contact as distinct from the rubber-stamp QSO made for scoring purposes.

Anyhow, within the next few weeks we shall all begin to find out whether the Plan is achieving those objectives which have been so exhaustively discussed and examined during the last several months in this space, by correspondence and at representative meetings of VHF operators. For the Plan to have a fair trial, it is essential that both its critics and its supporters give it a run. There is, of course, no compulsion about this, and it will be for operators themselves to decide, in due

course, whether the scheme is serving its purpose.

We are glad to be able to say that by far the great majority of active VHF workers have said they are willing to operate in their suggested Zones (see p. 533 last time)—and that alone is sufficient proof of the fine spirit of mutual co-operation always evident on the VHF bands.

More About Aerials

Once again, aerials figure prominently in readers' letters, this time as a result of the remarks in last month's "VHF Bands". Most of the stacked-array users who have sent comments agree that there is only about 5 or 6 dB between a 4-element Yagi type and the 16-element colinear stack, but contend that such a gain is very much worthwhile. There is no denying that, especially when signals are just around noise level. Two stacked 4-element Yagis will, however, come pretty close to the 16-element colinear, while at least one station in the South-West has been finding 4 stacked Yagis a little superior to the 16-element colinear array.

A point which has been made in favour of the broadside array is that its horizontal directivity is not so sharp and hence less searching and beam rotation is required. While allowing these points, it must also be admitted that as a result local QRM will be a bigger problem with this type of array, and at G2XC, at least, there is much to be said for a beam sharp enough to eliminate car ignition QRM from as wide an angle as possible. The sharp beam undoubtedly improves the signal-to-noise ratio in bad locations. It is also probable that the array builder is after DX, for a simple dipole is quite adequate for purely local work, and to the DX man, there are frequently good reasons for wishing to push the signals to one direction only.

More than one correspondent has stated that there appears to be less fading at DX distances when using a multi-element array. This cannot be due to the vertical directivity properties of the aerial as (unless the generally accepted theories of tropospheric propagation are wrong) the range of radiation angles concerned in DX working is very small, and over such a small range the gains of stacks and simple Yagis are in a constant proportion. Reflection from aircraft causing a regular flutter fade is of course another matter, and is obviously going to be more severe when high-angle radiation is present. There is also the possibility of a horizontal swing in the transmission path due to tropospheric instability, and this would be more noticeable when using the Yagi with its sharper horizontal polar diagram. That is just a suggestion and

THE SHORT WAVE MAGAZINE

Two-Metre Contest

RULES

- (1) The period of the Contest will be Saturday, November 12, 1200 GMT, to Sunday, November 13, 2359 GMT.
- (2) Points will be claimed for contacts from the home location, using the 144-146 mc band. Contacts with Continental stations can count for points.
- (3) Exchange of RST, reference number and QTH will constitute a contact.
- (4) Contacts may be made on either 'phone or CW, but no extra points will be allowed for 'phone QSO's as distinct from CW contacts.
- (5) Every contestant will allot himself or herself a three-figure reference number, which will remain unchanged during the period of the Contest. This reference number will be sent before the RST or RS report in the following manner : 342RST569, or 342RS57 in the case of a 'phone report. The reference number *must* be given with the report outwards in every counting QSO. Contacts with *non-contestants* who cannot give a reference number may be claimed, provided a report and QTH are received.
- (6) Scoring will be on the following basis :—

Up to 25 miles	1 point
25 to 50 miles	2 points
50 to 75 miles	3 points
75 to 100 miles	5 points
100 to 150 miles	8 points
150 to 200 miles	12 points
200 miles and over	20 points

plus five points for each additional ten miles of distance ; proportions of these additional 10-mile distances will not count for points in proportion

No bonus or multiplier points will be scored on a county basis.
- (7) Point-to-point distances will be taken from the Ordnance Survey "Ten-Mile" Map of Great Britain, or calculated from the National Grid References when these are known. In the case of a foreign station the distance will be calculated from the latitude and longitude of the station's QTH.
- (8) No Contest QSO may be pre-arranged, nor may contacts be passed on from one station to another. These practices will be grounds for disqualification.
- (9) The exchange of reference numbers *prior* to the Contest is forbidden, and will be reason for disqualification.
- (10) Results should be sent to reach E. J. Williams, G2XC, *Short Wave Magazine*, 49 Victoria Street, London, S.W.1, by November 21, 1949, latest, set out as follows :—
 - (a) Running log for period of Contest, showing only contacts claimed to count, with time of working, reference number in, RST in, RST out, QTH of station worked, distance and points claimed. The contestant's own reference number should be clearly marked at the top of each log sheet, and the total score at the end of the log.
 - (b) The National Grid Reference of the contestant's station, if known.
 - (c) A brief description of the equipment used, and notes on impressions and experiences of the Contest.
- (11) Entries from Continental stations are invited, and if sufficient are received national winners for the various countries concerned will be determined.

Results of the Contest will be given in the January, 1950, issue of the *Short Wave Magazine* with a preliminary comment in the December, 1949, issue.

quite possibly the answer is something very different. It may just be that the extra S-point the array gives makes the fading *appear* less. A drop from S6 to S4 may maintain 100 per cent. readability, whereas S5 to S3 probably will not and will therefore *seem* to be a deeper fade.

Your conductor would like to make it

TWO METRES ALL-TIME COUNTIES WORKED LIST Starting Figure, 14 From Fixed QTH only	
Worked	Station
42	G3BLP (160)
40	G5MA
38	G2IQ, G2NH (183), G5WP
37	G2OI
36	G3ABA, G6NB (167)
35	G5BY, G5GX
33	G3COJ
32	G3APY, G3CUJ, G3EHY
31	GW2ADZ, G2KG(110), G2MR, G2XC (170), G4DC (137), G4LU
30	G5BM
29	G2XS, G3DMU
28	G5BD, G8WV
27	G3BKQ, G3DAH, G5JU, G8QX
26	G2RI, G5MI
25	G2AXG, G2CIW, G4AU, G6PG (109)
24	G3CGQ, G5NF (111)
22	G2HDY, G4HT (100)
21	G2NM, G3CCP, G6UH (130)
20	G2CPL, G3VM, G6VC, G8IP, G8KZ
19	G3FD, G5RP
18	GM3OL, G6DT
17	G3AUA
16	G8SM
15	G2FLC, G3WW, G4RK
14	G2ANT, GM3BDA, G3BW, G6LK

Note: Figures in brackets after call are number of different stations worked. Starting figure, 100.

clear that these comments should not be taken to imply an antagonism to multi-element arrays of the collinear type, for no one can deny their fine performance at many of the well-known 2-metre stations; rather, the intention is to point out that many exaggerated claims have been made for them in recent months, and vague remarks such as "lowering the angle of radiation" have led many to believe that the actual lobes in the vertical plane were lowered. This is not so. Further, it is not a desirable thing from many points of view that everyone should use the same type of equipment. Variety makes for progress!

G2BMZ (Torquay) has given some details of his 35-element array, which consists of five 7-element Yagis stacked vertically. Each beam has a reflector at 0.2 wavelength spacing, a first director at 0.16 and other directors at 0.3, making an overall length of about 11 ft. 6 in. Originally, there were just two of these Yagis stacked a wavelength apart, with the upper one at 40 ft. above ground. As a test for optimum spacing another two were set up only $\frac{3}{8}$ -wavelength apart, at a height of but 27 ft. This pair was found to be equal in performance to the higher set. A fifth beam was then added and the whole set of 35 elements became one beam.

G5BY (Bolt Tail) also has been trying out a rotary consisting of 2 seven-element Yagis stacked 1-wavelength apart, and with the top at 50 ft. It has very marked horizontal directivity, and on an average is about one S-point down on his 24-element stacked array. But often, when signals fade down on one aerial they come up on the other!

Local Contacts versus DX

From time to time a correspondent puts in a complaint that "all the well-known two-metre stations in his locality are so busy working GDX that they have no time for local contacts." Of course, it is equally a fact that letters also come in alleging that the DX stations are always so busy working their locals that DX contacts cannot be obtained!

However, some comment on the first type of complaint seems necessary, for it *invariably comes from the man who is unable to hear the DX himself*. It may be his unfortunate location, it may be his inferior equipment, but whatever it is, so far as he is concerned there are only the locals to work. But one day, the troposphere lends a hand, and just for an hour or two the DX filters through, and by the next post your conductor receives a long list of the wonderful calls heard and worked by this "anti-DX" correspondent. Did he stop to work locals that night? Not likely! And who blames him? To probably 99 per cent. of the present 2-metre operators the major interest is working DX. And a good

thing too ! For without that desire, how many of these multi-element stacks and low noise-factor receivers would have been produced ? A healthy, competitive spirit, the desire to beat not only the other man but even one's own previous best, is the thing on which Amateur Radio thrives and always will. It is for that reason that competitive and achievement tables appear in these columns. As well as adding to the fun of our hobby they serve as an incentive to still greater efforts for the future.

Lest it be thought that your conductor worships DX to the exclusion of local contacts he would like to mention that during the first 14 days of September G2XC had 36 contacts with 14 different stations within 40 miles of his QTH, and in addition there were 21 contacts with the London area, which is hardly what is usually called DX. Such contacts, however, are not exactly of news value, and hence are not normally mentioned in "VHF Bands."

Progress on 420 cm.

The same problem arises with regard to 70 cm. Is it to be used mainly as a local ragchew band, or are we to explore its possibilities as a DX band ? For the former self-excited oscillators and super-regen receivers will fill the bill nicely. All else that remains is to put our aerials in a lofty position and if there is a line of sight to the chap across the town all should be well. If we go to the top of the nearest high hill then our horizon is appreciably extended and the workable range correspondingly increased.

As G5RP pointed out last month, this is where we were on 5 metres in 1935—or, to be more exact, G5BY was there in 1930 working 50 miles or more on Field Days. No doubt we could not have done it on 70 cm. in 1930, but that was mainly due to lack of suitable valves. It has been useful proving that it can be done in 1949, but most credit goes to the valve manufacturers, and so far as Amateur Radio is concerned the progress is precious little. That may seem to be putting it rather bluntly and already, before we even thought of writing this, one letter had been received complaining of the *Magazine* policy of advocating stabilised equipment on this 420 mc band. With a band so wide, certainly there is room for the SEO people to have their fun. But to anyone seriously interested in making the most of the band there appears to be only one answer, namely stable equipment.

That many of the successful VHF men are in accord with our policy is obvious. For example, G3BKQ writes : "I feel that 420 mc is going to be as good as Two, with the right equipment." G3APY comments, "If stations

were CC CW they would be perfect, but it is heartbreaking to follow a mass (or mess) of a signal when it is weak. Could we have a drive to clear 70 cm. of ICW and super squish ? I am convinced also, that if the power can be put on one frequency instead of 3 to 10 megacycles we can expect much improvement in ranges." While G2IQ says, "I hope to start working people as soon as they learn SEO's are out of date. It is a pity most people have got the idea that 420 mc is a band for portable work only. There is no reason why we should not do nearly as well as on 145 mc if people would get rid of inferiority complexes."

Schedules

The value of the scheduled day-by-day contacts between stations on the VHF bands has been emphasised on many occasions and it is encouraging to see many such at present in operation on the 2-metre band. Such regular transmissions are a help not only to the stations concerned but to the many others who check on them to determine whether or not conditions are good. They should however be more than just a "DX barometer," and it is hoped that some of the regular schedule-keepers will in due course examine their results and let us have the benefit of their conclusions. Otherwise, such a series of contacts may well become nothing more than an achievement record from which nothing of scientific value will have been learnt.

The following GDY schedules are in operation at the present time :—

G2NH-G3EHY	1400 hrs. daily
G2CPL-G2NH	1930 hrs. daily
G2OI-G1ZFHN	2300 hrs. daily
G3EHY-GW2ADZ	1900 hrs. daily
G3VM-G3DMU	1915 hrs. daily
G3VM-GW2ADZ	2015 hrs. daily
G5BD-G5WP	2230 hrs. daily
G2XC-G2XS	0930 hrs. Sundays

Two-Metre News

In spite of the usual complaints of inactivity, most people seem to have found something new to work. Conditions generally have been fairly good and on most evenings a few signals at 150 miles or more could be heard and worked. More than one correspondent has remarked how good things seemed to be on August 22 when everyone got to know that G6LX/P was in Rutland ! Some 36 stations were lucky, while about 15 others, mainly working on 'phone, were heard but were not interested ! G6LX comments on the poor quality of some of the signals emanating from unmodified SCR522's in the Midland area, the 'phone signals being spread over 20 to 30 kc and the CW almost unreadable due to chirps and jumping frequency. Thanks must go to G2NH, G3BLP, and G6VX who helped

TWO-METRE ACTIVITY BY COUNTIES

The Midlands and North

Cheshire
G3DH, G6TL

Cumberland
G3BW

Durham
G2DKH, G2FO, G3CDM, G3EHZ, G3EJD,
G3ELP, G4WB, G8AO, G8BI, G8IF, G8JO

Huntingdon
G3AKU

Lancashire
G2BTO, G2OI, G3DA, G5KX, G6LC, G6QT,
G8UF

Leicester
G2RI, G3BKQ, G3ENS

Lincoln
G3DMU, G5BD

Norfolk
G2XS, G3VM, G5UD

Northants
G2HCG

Northumberland
G2BDQ, G3CYY, G4LX, G4QA

Nottingham
G3APY, G8UZ

Shropshire
G3AHT, G3ASC, G4LU

Stafford
G3CXD, G3EEZ, G8KL

Warwick
G2ATK, G3BUR, G3DJQ, G4RK, G5LJ,
G5ML, G8MZ

Yorkshire
G2HNL, G2IQ, G2MA, G2TK, G3ALD,
G3ALY, G3COJ, G3CUJ, G3DMK, G6BX,
G6YO, G8GL, G8SJ

SCOTLAND

Aberdeen
GM2CAS, GM2YA

Angus
GM4HR

Dumfries
GM3OL

Fife
GM3AXO, GM3CCT, GM3EGW

Lanark
GM2DI, GM3BDA, GM5VG

Midlothian
GM3BBW, GM6SR

NORTH WALES

Anglesey
GW3KY

Caernarvon
GW5YB

Montgomery
GW2ADZ

NORTHERN IRELAND

Antrim
GI2FHN, GI2HML

Southern Counties next month

with the loan of equipment as well as to G6LX. G3BFP also helped in the early tests.

Further north report of 2-metre activity so far comes from SWL Forbes in Wick, who says that GM2CAS and GM2YA are active in Aberdeen. The former has a rotary 6-ele. beam, and the latter a 16-ele. array. The QTH of GM2YA is favourable for work down the East Coast to the East Anglian area. In Fife, GM3EGW reports active. He has an 832 PA on 145.08, while the Rx is R28/ARC-5 modified feeding into BC342N. A number of different aerials have been tried, but all indoors. A 4-over-4 rotary outdoors is scheduled for the near future. He mentions others active in his area and these are included in the Activity-by-Counties list. Another welcome letter from North of the Border comes from GM3BDA (Airdrie) who has had some success in working Northern G and W.G. The converter is the G2IQ type, which he describes as a delight to handle. A 16-element array with open wire feeder is under way to replace his 4-over-4 on which all the DX has been worked so far, now covering four countries. Both GM3OL and GM3BDA are supporting the band plan. We regret that our geography slipped up to the extent of inventing a new Scottish county; Airdrie is in Lanarkshire!

On Tyneside activity is on the upgrade, and a regular S9 path has been opened up between G4LX (Newcastle) and G3DMK (Catterick) at 45 miles. G8BI (Darlington) also reports increased activity in his area, mainly with modified SCR522's at the LF end of the band. G3DMK also has a modified SCR522, with two 6AK5's in front and a 12A6 for output. A 4-ele. beam is up at 42 ft. He always has a look round the band at 1330, and is active from 1900 in the evenings. G8AO (South Shields and S/S Wardle) continues to listen as he cruises up and down the East Coast. He finds G5WP the most consistent signal but has also heard G2XC a number of times! G8AO asks for some activity between 0800 and 0900, at lunch time, and from 1800 to 2000. Some people have to work during the first two of these periods, but the early evening period is full of activity along the South Coast every day.

G2XS (Kings Lynn) ran a very successful schedule at 0715 BST with G2XC for a three-week period. The distance is 145 miles, and only one miss was recorded during the whole period—and that we must confess may have been due to G2XC forgetting to remove the earth from his feeder! (This had been connected during a thundery period the previous evening.) Several of the contacts were made at S8' phone. G2XS has an 8-ele. bidirectional array; he reports that SM5VL is beaming on this country each Monday,

Tuesday, Thursday and Friday from 2130 to 2135 GMT on 144.24 mc. G3VM (Norwich) thinks much of the poor conditions can actually be put down to poor activity. He is running a schedule with G3DMU (Scunthorpe) at 100 miles at 1915 BST. G2CPL (Lowestoft) also supports the contention that activity has been below average.

G3AKU (St. Ives) finds he is badly screened to the SW, and asks for more activity during TV hours. G6VX is his most consistent signal. G2CIW (Romford) with a 16-ele. array, top at 40 ft. and fed with 300 ohm ribbon, has obtained some very encouraging results, and says signals from G2CPL, 2XC, 3ABH and 3VM are now much more consistent.

G6VC (Northfleet) has replaced his 3-ele. beam with a 6-ele. job, which appears to be an improvement. G4HT (Ealing) now works to the South with a Quad perched on the bathroom window! He has raised G6YO (Bradford) at nearly 200 miles, and has become an associate member of the VHF Century Club. G4HT remarks that G2XS always comes in before the Cambridge stations, in spite of the longer distance. G3BLP has been holidaying in GC and endeavouring to encourage 2-metre activity in that area. G3DCC (Green Lanes, Middlesex) has a 4-ele. Yagi up, and a pair of CV6's for PA; he asks for more early evening activity.

G2ANT (Godalming) has a 16-ele. array in use in a none-too-good location. G2MC has now moved to Brighton and hopes to be operating from there in the near future, although DC mains have to be used as a source of power.

TWO METRES
COUNTIES WORKED SINCE SEPTEMBER 1,
 1949

Starting Figure, 14

Worked	Station
19	G2XC
15	GW2ADZ
14	G2XS, G3VM

Note: Scoring for this Table is cumulative, and it will run for one year to August 31, 1950.

In the South-West, G5BY (Bolt Tail) has found conditions to be poor, August 19 being the brightest date. G5QA (Exeter) wants further contacts with GW; he works GW2ADZ most evenings around 1830 GMT. G3EHY (Banwell) says that he fires into a 300-ft. hill at less than a quarter of a mile when he is working the Hampshire stations, but in spite of that a large number of successful contacts were made with G2XC during the past month. Signals are, however, not so good as in many other directions. He has heard GW3KY, and his best contact of the month was G5KX.

GW2ADZ sees no future in continuing the Counties tables and thinks it a waste of good paper! He bemoans the lack of signals from London on Sunday mornings.

PAØLU worked G2TK on August 22, and has heard a number of other G signals. He promises to send some photographs of the PA VHF gear. DL4XS is active on 144.14 mc with a 16-ele. beam and 120 watts.

VHF CENTURY CLUB

NEW FULL MEMBERS

- G2AOK H. Heath (Stow-on-the-Wold)
- G2XS H. W. Sadler (King's Lynn)
- G3BOB G. M. Ward (Bromley)
- G3BW W. H. Hodgson (Whitehaven)
- G3FD H. T. Brock (Southgate)
- G4CI D. S. Babbage (New Malden)
- G8KL W. Sturmev (Wolverhampton)
- G8QX K. Hopkinson (Malvern)
- GM3OL G. Percy (Dumfries)

Total: 59 Full Members

G5BD now has 250 cards

NEW ASSOCIATE MEMBERS

- G3EHY, G4HT

Seventycems

Greatest distance yet covered on 70 cm. appears to be the 109 miles between GW6DP/P on Snowdon (NGR 23/610544, 3,560 ft. a.s.l.) and G2JT at Fairfield, in the Lake District (NGR 35/359118, 2,868 ft. a.s.l.). Contact was made on September 10 and the signal strengths were S5-6 each way. At the Welsh end the equipment was a 6J6 transceiver modulated by a 6C4, with a hand generator power supply, and a 90 deg. corner reflector aerial. At G2JT/P a twin 6J6 Tx modulated by a single 6J6 was run at about 7 watts input, and the Rx was a separate 955 super-regen. A 16-ele. curtain was used on the Tx and a 4-ele. beam for the Rx. The weather on Snowdon was misty and there was heavy condensation, but in the Lakes, driving rain made the venture far less comfortable and only the fortitude of G2JT got the station on the air and kept it there. Tests between Snowdon and Skiddaw at 120 miles, in fine

TWO-METRE ACTIVITY REPORT

To maintain the usefulness of this section, please set out your list on a separate sheet and exactly as shown below. That is, with call signs in numerical and alphabetical sequence, arranged horizontally, repeating the numeral but not the prefix, and divided into "worked" and "heard" listings. And please print all calls clearly!

G3DMK, Catterick, Yorks.

WORKED : G2FO, 2HNL, 3BQJ, 3CIO, 3CUJ, 3CVO/A, 3DMU, 3DRG, 3EHZ, 4LX, 4RB, 4WA, 5BD, 8AO, 8BI.

HEARD : G2BLS, 2CPL, 2MA, 3ALD, 3DSA, 6LX.

G6NB, Chertsey, Surrey.

WORKED : G2BMZ, 2CPL, 2IQ, 2OI, 2XS, 3AHT, 3BHE, 3CCP, 3COJ, 3CXD, 3DMU, 3EHY, 3EIL, 3FIJ, 3VM, 3WW, 4AP, 4MW, 4RK, 5BD, 5QA, 5UD, 6WT, 6YO, G2WADZ, PAØPN.

G3EHY, Banwell, Somerset.

WORKED : G2AEX, 2CIW, 2KG, 2NH, 2IQ, 2OI, 2XS, 3AHT, 3BUR/P, 3DA, 3DMU, 5BM, 5KX, 5ML, 5TP, 6NB, 6UH, 8UZ, GW2ADZ.

HEARD : G2DGO, 2WJ, 3APY, 3AVE/P, 3CXD, 3QK, 4LU, 5QA, 8VY, GW3KY. (August 15 to September 12.)

G4HT, Ealing, Middlesex.

WORKED : G2AFB, 2ANT, 2BN, 2CIW, 2DGO, 2DPD, 2HCG, 2IQ, 2RI, 2YL, 2ZV, 3ABH, 3AHT, 3AKU, 3CCP, 3CVO, 3CWW, 3DCC, 3FD, 3GM, 3RI, 3VM, 3WW, 4AU, 4CG, 4LU, 4MR, 4MW, 4ZU, 5AA, 5BD, 5DT, 5LI, 5RD, 6GR, 6HC, 6LR, 6LX/P, 6YO, 8GX, 8SK/P, 8SY, 8TB, 8WV.

HEARD : G2CPL, 2OI, 3ALD, 3AUA, 3BKQ, 3DAH, 3EHY, 3EJL, 6WT, 8QX. (New stations since August 14.)

G3EJL, Southampton, Hants.

WORKED : G2AJ, 2ANT, 2BMZ, 2HDY, 2QV, 3AHT, 3AUS, 3DAH, 3EBW, 3EHY, 4AP, 4AU, 4RD, 5MA, 5NF, 5RD, 5QA, 5TP, 5WP, 5ZI, 6NB, 6UH, 6WT, GWSSA.

HEARD : G2AVR, 2BN, 2CIW, 2DPD, 2KG, 2NH, 2OI, 2XS, 2XV, 3AGA, 3AVF, 3CCP, 3CMT, 3COJ, 3CWW, 3FD, 3VM, 4HT, 5BD, 5BM, 6VX, 8IL, 8IP, 8KZ, 8SY.

G2CPL, Lowestoft, Suffolk, NGR 62/536910.

WORKED : G2CIW, 2FZX, 2HCG, 2MA, 2NH, 2XC, 2XS, 3BOB, 3CWW, 3CXD, 3DMU, 3VM, 4AU, 5BD, 5MA, 6LX/P, 6NB, 6YO, 8IP, 8SJ, 8WV.

HEARD : G2AJ, 2HDY, 2IQ, 2KG, 2WJ, 3ABH, 3ALD, 3ALY, 3ANB, 3APY, 3CFR, 3COJ, 3DEP, 3ENS, 4CI, 4MW, 4RK, 5KH, 5TP, 5UD, 5WP, 6VC, 6VX, 6YP, GW2ADZ, PAØPN. (August 16 to September 12.)

G5QA, Exeter, Devon.

WORKED : G2BMZ, 3AVF, 3CMT, 3EJL, 3RI, 5MA, 5RY, 5TP, 6DT, 6NB, 6WT.

HEARD : G2IQ, 2NH, 2OI, 2XC, 3AGA, 3AHT, 5TZ, 6VX.

G3VM, Norwich, Norfolk.

WORKED : G2AJ, 2ANT, 2CIW, 2CPL, 2HCG, 2TK, 2WJ, 2XC, 2XS, 3AEK, 3AKU, 3BOB, 3BTI, 3CUJ, 3CWW, 3CXD, 3DMU, 3DRG, 4AP, 4AU, 4HT, 5BC, 5MA, 6LX/P, 6NB, 6VC, 6VX, 6YP, 8SJ, GW2ADZ.

HEARD : G2BVW, 2IQ, 2KG, 2MA, 2NH, 3BHE, 3DEP, 3ENS, 3FIJ, 3FOD, 3WW, 4CI, 4DC, 4MW, 5BD, 5WP, 6DH, 6OH, 6PG, 6UH, 8IP, 8WV. (August 15 to September 12.)

GW2ADZ, Llanymynech, Montgomery.

WORKED : G2ATK, 2BMZ, 2CPL, 2HDY, 2HCG, 2KG, 2XC, 2XS, 3ABH, 3AHT, 3ASC, 3BHE, 3DAH, 3DMU, 3EHY, 3VM, 4AU, 4HT, 4RK, 5BC, 5BY, 5LJ, 5ML, 5QA, 6NB, 6OH, 6VC, 6ZQ, 8KL, 8SY.

HEARD : G2BFT, 3EVC, 3GW, GW3KY, 5SA.

G3BUR/P, Kings Norton, Birmingham, NGR 42/047767.

WORKED : G2ATK, 3AHT, 3BHE, 3DJQ, 3EEZ, 3EHY, 3EVC, 4AU, 8KL, 8MZ, 8QX, GW2ADZ.

HEARD : G2XC, 3ABH, 6VX. (September 10-11.)

G8BI, Darlington, Co. Durham.

WORKED : G2DRG, 2FO, 2HNL, 2MA, 3BKQ, 3CDM, 3CUJ, 3DMK, 3DMU, 3EHZ, 4LX, 6BX, 6UX, 6YO, 8SY.

HEARD : G2IQ, 2XS, 2XT, 3APY, 3ALY, 3MY/P, 4WB, 8AO. (Since August 18.)

G2XC, Portsmouth, Hants, NGR 41/760069.

WORKED : G2AVR, 2BMZ, 2CIW, 2DPD, 2FMF, 2IQ, 2KG, 2PU, 2QV, 2RI, 2WJ, 2XS, 3AHT, 3ALD, 3AVF, 3CWW, 3DAH, 3DCC, 3DMU, 3EBW, 3EHY, 3FD, 3FIJ, 3NR, 3VM, 3WW, 4DC, 4HT, 4LU, 4MW, 4RK, 5BC, 5BD, 5LI, 5MR, 5XA, 6HC, 6LX/P, 6UH, 6WT, 6YP, 8IP, 8SY, 8WV, GW2ADZ, 5SA.

HEARD : G2ATK, 2BN, 2DGO, 2OI, 3BKQ, 3COJ, 3CUJ, 5GX, 5ML, 5RO, 5SQ, 6YO, 8QX, 8UZ. (August 19 to September 16.)

G5BY, Bolt Tail, South Devon.

WORKED : G3AGA, 3AHT, 3CFR, 3CMT, 3EJL, 3FMO, 5WP, GW2ADZ.

HEARD : G2ATK, 2CIW, 2DSW, 2IQ, 2KG, 2MV, 2OI, 2RI, 2WJ, 2XC, 2XS, 2YL, 3ABA, 3ABH, 3ALD, 3APY, 3CXD, 3EHY, 3RI, 4GR, 4LU, 4RK, 5BM, 5KX, 5NF, 5TP, 6DT, 6LX/P, 6VX, 8UZ, 8WV, GWSSA. (August 19 to September 14.)

G3DCC, London, N.8.

WORKED : G2AJ, 2BN, 2CIW, 2DWW, 2HDY, 2KG, 2MV, 2XC, 3AEK, 3BOB, 3BLP, 3BYX, 3BUN, 3CGQ, 3CQ, 3CWW, 3DAH, 3FD, 3FP, 4AU, 4CG, 4CI, 4DC, 4HT, 5BC, 5DT, 5TB, 5KH, 5MA, 5UM, 5VY, 5YM, 6CB, 6PG, 6OI, 6VC, 6YP, 8IP, 8KZ, 8SK.

HEARD : G2BRH, 2NH, 2WJ, 2XS, 2YL, 3ABH, 3CVO, 3ECA, 5PT, 5WP, 5RD, 6LX/P, 6NB, 6NF. (August 12 to September 12.)

G8KL, Wolverhampton, Staffs.

WORKED : G2BFT, 3AHT, 3BHE, 3BUR/P, 3CAQ, 3CXD, 3DJQ, 4LU, 5BM, GW2ADZ.

HEARD : G2XC, 3ABH, 3BKQ, 3BLP, 3EHY, 3ENS, 4RK, 5BY, 5ML, 6NB, 6VX, GW3KY. (Period ending September 12.)

G3AKU, St. Ives, Hunts.

WORKED : G2AIQ, 2AJ, 2FLC, 2HCG, 2IQ, 2KG, 2MA, 2XS, 2XV, 3ALD, 3CGQ, 3CIY, 3VM, 3WW, 4AU, 4CI, 4DC, 4HT, 4MW, 5BD, 5MA, 5UD, 5WP, 6LX/P, 6PG, 6VC, 6VX, 6YO, 8SY.

HEARD : G2XC, 3BLP, 3CUJ, 6NB. (August 5 to September 11.)

G2BTO, Bolton, Lancs.

WORKED : G5KX, 6LC, 8UF.

HEARD : G2OI, 3CHY, 3CSC, 3DA, 3DM, 6QT, 6TL, 8SB.

G6LX/P, Rutland.

WORKED : G2AJ, 2ATK, 2CPL, 2FKZ, 2HCG, 2HDY, 2IQ, 2MA, 2XC, 3ABA, 3AKU, 3ALD, 3APY, 3BA, 3BLP, 3BOB, 3CGQ, 3CUJ, 3DMU, 3EEZ, 3VM, 4AU, 4HT, 5BD, 5MA, 5NF, 5UD, 5XA, 6DH, 6NB, 6OS, 6VX, 6YO, 6YP, 8SJ, 8WV.

HEARD : G2AVO, 2MR, 3BKQ, 3CXD, 3CYY?, 4CG, 4AW, 4RK, 5BC, 5KH, 5TP, 6CB, 6LR, 6OH, 8IO. (August 22-23.)

weather, on the following day were unsuccessful. Much of the path between Snowdon and the Lakes is over water, and G6DP thinks this probably explains the good signal strengths. More stable equipment is envisaged for the future and for use over more difficult paths.

During the September 10/11 week-end, G3BUR/P was operating at Redhill Farm, Kings Norton, near Birmingham. Five stations were worked, the best being G3APY at 57 miles. This site was not found to be as good as the previous one at Walton Hill, being 400 ft. lower. The Tx was SEO, but it is understood that CC will be in use next time. The ASB8 bandwidth is considered far too wide and unnecessary QRM is obtained as a result, but on the other hand it is considered that 10 kc is much too narrow for present conditions. The ASB8 has now been altered to 56.3 mc first IF and 10 mc second IF. The gain has come up tremendously, but instability resulted and further modifications were necessary to overcome this. The choice of 1st IF ensures that the 2nd oscillator harmonics fall outside the band. Bandwidth has been brought down to 50 kc but when, as happened on one signal, transmitters drift as much as 6 mc in a few minutes, tuning becomes tricky!

G3ENS/P tried a number of different portable sites during the September Contest week-end, working G3APY from each of them. G3APY finds his 5-ele. 70 cm. Yagi indispensable. He has heard the third harmonic from a 2m. station 9 miles away at S9-plus! G5BM (Cheltenham) went out portable on Painswick Beacon, but found conditions disappointing, best contact being with G3ENS/P at 73 miles. The Tx was a pair of 8025's with 15 watts input, and a super-regen receiver. G4CG (Wimbledon) was also active, but heard no one else. He would be interested to know if anyone received his transmissions; the Tx is 8012 pushpull SEO, and the Rx a 1294 modified with a CV53 preamplifier; a half-wave dipole with chicken wire reflector is at 30 ft. He comments that he often hears signals on the band but they do not identify themselves. Please give call signs frequently.

G2IQ (Sheffield) is busy on 70 cm equipment. He has a P58 working, but no RF stage. He says it is possible to get a noise factor of 12 dB without the RF stage and with crystal mixer only. G3BKQ (Leicester) has made up a 12-ele. Yagi and put it inside a corner reflector; receiver is an unmodified P58 and Tx a 105. G3APY/P on August 21 was so strong he blocked the IF in spite of being at 38 miles. G3BUR and G5BM, both portable, have been heard. An RF stage is being added to the P58.

PAØLU and PAØZQ are busy on 434 mc.

Their converters use 955 osc. in a coaxial line circuit and 6J6 push-push mixer. PAØZQ has an 832 tripler for Tx and PAØLU has a German radar transmitter; input is 80 watts.

Last, but not least, congratulations go to G3FUL (Luton) who received his licence on September 8 and made his very first contact the following day on 420 mc. This was with G3CGQ, also of Luton.

The Tables

Most correspondents are in favour of the yearly "Counties Table" and so, in spite of only a few claimants for it, a start has been made this month. With G2XC in the lead (probably for the first and last time) it just has to be published! Support also seems general for the "20 best contacts monthly" competition and full details will be given next month.

In Conclusion

Once again the heavy correspondence received shows that in spite of the many complaints of inactivity, interest is as keen as ever. Latest date for next month's reports is October 12. The address is E. J. Williams, G2XC, *Short Wave Magazine*, 49 Victoria Street, London, S.W.1. With you again on November 4.

LONDON VHF DINNER

Advance Notice. The next Dinner for Fiveband Club members will take place on Friday, November 25, for a maximum of 70. The organiser is G6VX and full details will appear in the November issue.

CARDS IN THE BOX

If your call appears below, send your name and address (on a large S.A.E.) to BCM/QL, London, W.C.1 and the card(s) held for you will be forwarded. If you would like your address to appear in "New QTH's," which ensures eventual publication in the *Radio Amateur Call Book*, please mention that at the same time.

G2KB, 3CUO, 3DSE, 3DXQ, 3EGT, 3EOB, 3EPB, 3EPR, 3EQF, 3ESW, 3EXY, 3FES, 3FGP, 3FHM, 3FNQ, 3FQB, 3FQI, 8BB, 8SB, GM3DZG.

NEW QTH'S

This space is available for the publication of the addresses of all holders of new call signs, or changes of address of transmitters already licensed. All addresses published here are automatically included in the quarterly issue of the Call Book in preparation. QTH's are inserted as they are received, up to the limit of the space allowance. Please write *clearly* and address on a separate slip to QTH Section.

- | | | | |
|---------|---|---------|--|
| GW2BFD | C. Pritchard, 30 Park View, Abercynon, Glam., S. Wales. | G3FRT | E. N. Evans, 32 Cable Road, Hoylake, Wirral, Cheshire. (Tel.: Hoylake 3108.) |
| G2BFK | F. C. Studley, 4 Whitmore Road, Harrow, Middlesex. | G3FSF | G. H. Maddock, Ferry Cottage, Noss Mayo, nr. Plymouth, Devon. |
| G2CRL | H. Clamp, 18 Mortimer Street, Derby. | G3FSL | G. P. Bryant, 3 Wolsey Road, Barnwood, Gloucester. |
| GM2CRV | G. Cardoo, 21 Burnhill Street, Rutherglen, Lanarkshire. | G3FSQ | V. Williams, 11 Alexander Road, Egham, Surrey. |
| GM3BAH | H. M. Dorward, c/o Brown, 7 Meadowbank Place, Edinburgh. 8. | G3FSW | M. I. Wilks, 57 Longley Lane, Northenden, Manchester. |
| G3BFX | W. E. G. Scott, 48 Gassiot Way, Sutton, Surrey. | G3FTW | H. G. Morris, 2 Thurlow Park Road, Dulwich, London, S.E.21. (Tel.: Tulse Hill 2270.) |
| G3DEI | D. H. Croxson, 461 Footscray Road, New Eltham, London, S.E.9. | G3GAD | G. A. Day, 13 Agnew Road, Honor Oak Park, London, S.E.23. |
| G3DHB | Capt. D. H. Baynham, Woodside, Burwood Park Road, Walton-on-Thames, Surrey. | G3GEX | P. L. Burton, 54 Elm Drive, North Harrow, Middlesex. (Tel.: Harrow 5550.) |
| G3EDK | J. Taylor, Jnr., 49 Beaumont Road, Bournville, Birmingham. 30. | G4MW | M. T. O'Dwyer, 17 St. Kilda Avenue, King's Hedges Road, Cambridge. |
| G3EEO | Derby Short Wave & Experimental Society, Nunsfield House, Alvaston, Derby. | | |
| G3ELQ | T. G. Warburton, Fair Holme, Helmsore, Rossendale, Lancs. | | CHANGE OF ADDRESS |
| G3EQK | C. C. Bolland, 198 Sandyford Road, Jesmond, Newcastle-on-Tyne. 2. | G2AYO | J. E. Bowden, Albany House, Coynown, St. Agnes, Cornwall. |
| G3EVX | A. Hibberson, 419 Woodchurch Road, Prenton, Birkenhead, Cheshire. | G2DPA | R. C. Parnaby, 32 Cartwright Lane, Beverley, Yorks. |
| G3EVX/A | A. Hibberson, Block F, Bletchley Park Hostel, Bletchley, Bucks. | G2DPA/A | A. T. C. Training Centre, Brackley, Northants. |
| G3FHN | E. W. B. Aldworth, 14 Chester Avenue, Bethersden, Ashford, Kent. | GM2FHH | L. Hardie, 44 Inchbrae Drive, Garthdee West, Aberdeen. |
| G3FIE | T. G. Hull, Heatherbrae, Heath End, Farnham, Surrey. | G2HIF | C. Sharpe, 20 Harcourt Road, Wantage, Berks. |
| G3FJT | E. A. Coward, 93 Greenside Road, Shepherd's Bush, London, W.12. | G2MC | H. B. Dent, 47 Sussex Square, Brighton, Sussex. |
| G13FJX | J. Davidson, 60 Upper Cavchill Road, Belfast, N. Ireland. | G3ABB | C. L. Fenton, 40 Fourth Avenue, Chelmsford, Essex. |
| G3FKQ | W. M. Baines, 35 Whitley Crescent, Wigan, Lancs. | G3AEW | C. F. Barnes, 13 Stanton Harcourt Road, Witney, Oxon. |
| G3FNT | P. Dean, Sunnyside, Mount Road, Preswath, Lancs. | G3ALK | E. J. Holmes, 2 The Avenue, Wanstead, London. E.11. |
| G3FNV | T. J. Butler, Mill House, Christleton, Chester. | G3BLO | F. G. Sargent, Nursery Cottage, Colebrook, Plympton, nr. Plymouth, Devon. |
| G3FPA | W. J. Young, 35 Buckland Road, London, E.10. | G3CAF | F/Lt. R. Tillyard, R.A.F. Hendon, London, N.W.9. |
| G3FPJ | A. A. Littlewood, 156 Gordon Road, West Bridgford, Nottingham. | G3CAG | R. H. Pearson, 24 Ashfield Grove, Bletchley, Bucks. |
| G3FPN | J. R. Davey, Fitz Park Lodge, Keswick, Cumberland. | G3CMZ | W. A. Rowley, 2 Sandbeck Avenue, Skegness, Lincs. |
| G3FPW | S. V. Cleaver, 66 Green Lane, Coventry, Warks. | GW3CYP | R. Thomas, 22 Newton Street, Llanberis, Caernarvon, N. Wales. |
| GM3FPX | W. Gilmore, 30 Sutcliffe Road, Glasgow, W.3. | G3DC | F. E. Woodhouse, 153 Hampstead Road, Brislington, Bristol. 4. |
| G3FQG | J. R. Ankers, The Nothe, Preston Street, Shrewsbury, Shropshire. | G3EDT | J. E. Rickaby, 99 St. David's Road, Cheadle, Cheshire. |
| G3FQJ | J. W. Barton, 433 Greystones Road, Sheffield, 11. | G3EFP | J. C. Pennell, Woodend, Kingston Gorse, nr. Angmering, Sussex. |
| GM3FQM | J. Irwin, 22 Comiston Terrace, Edinburgh. 10. | G3EQU | J. E. A. Mortimer, 41 Chestnut Grove, Wembley, Middlesex. |
| G3FQP | L. Yates, 26 Lydgate Hall Crescent, Crosspool, Sheffield. 10. | G3SX | R. D. Mackenzie, 10 Comely Avenue, Wallasey, Cheshire. |
| G3FQQ | J. S. Thornton, 3 Western Parade, Billericay, Essex. | G4RO | A. E. Read, Ottershaw, Upton Avenue, St. Albans, Herts. |
| G3FQU | C. H. Sullens, 29 Bridge Way, Whitton, Twickenham, Middlesex. | G5BS | C. S. Bradley, Half Yoke Farm, East Farleigh, Maidstone, Kent. |
| G3FQV | M. B. Snowling, 39 Grove Walk, Norwich, Norfolk. | G6OO | T. Woodcock, 12 George Street, Bridlington, Yorks. |
| G3FQW | S. Wells, 37 Rosebank Avenue, Sudbury, Wembley, Middlesex. | GM8FM | J. H. Shankland, B.Sc., 21 Thorn Drive, Bearsden, Glasgow. |
| G3FRM | M. Page, 21 Longley Street, London, S.E.1. | | |
| GM3FRQ | J. D. Hendry, 27 Clepington Street, Dundee, Angus, Scotland | | |

CORRECTION

- G3DVO C. Needham, 35 Kingsway Stainforth, Doncaster, Yorks.

Here and There

Results, R.A.E., May 1949

From the Department of Technology of the City and Guilds of London Institute have just come the results of the Radio Amateurs' Examination, held all over the country (and overseas) in May last. The analysis shows that a total of no less than 898 candidates sat (700 in 1948), of whom 636 passed, or 71 per cent.; in 1948, 76 per cent. of the candidates were successful. In his report, the Examiner attributes the slightly less favourable pass-rate this year to the fact that a large number of those sitting avoided the mathematical question! This involved quite a simple calculation to extract quantities in a series AC circuit under given conditions.

The full Paper as set appears in the current (October) issue of our *Short Wave Listener*. As in previous years, the March-April-May (1950) issues of that journal will deal in detail with these questions, for the information and guidance of those taking the next Radio Amateurs' Examination.

This will be on May 10, 1950, for which entries are required by March 1. Intending candidates should apply through their local Technical College (or the Education Authority) during January or February. As has frequently been explained in the past, the R.A.E. is held at local centres and the subsequent Morse test is also arranged at the head Post Office nearest to the candidate's home address. So everything is made as easy as possible—and in truth the examination itself need baffle no one prepared to give a little time to the study of fundamentals and basic Amateur Radio technique.

Coming Next Month

The second in our new series of fully detailed constructional articles will be "The Beginner's Transmitter," to be covered in two parts in the November-December issues of the *Short Wave Magazine*. This is another carefully prototyped design, using only branded parts which are readily available, and much care and attention have been given to the production of a practical piece of equipment, "sure-fire" from the beginner's point of view. With some 600 amateurs about to come on the air (see R.A.E. results above) we feel sure that this design will not only solve the transmitter problem for many of them, but will also be of great interest to a large number of more experienced operators.

Articles to follow in this particular series will be a QRO Band-Switched Transmitter with 813 PA; a Dual-Purpose Speech Amplifier-Modulator arranged to give audio output at different levels for either low- or high-power working; a Multi-Match Aerial Tuner Unit; a Single-Control VFO/Exciter giving a flat 3 watts of RF drive on five switched bands; and (more in the future) some constructional designs based on new circuit techniques.

The Eddystone 750

Readers will be very interested to hear that Stratton & Co., Ltd., Birmingham (of "640" fame) are shortly to come out with a new and improved version of the original 640, which has sold in thousands in this country and abroad and of which production has now ceased. Among many other features, special attention has been given in the "750" to bandwidth and selectivity, and modern miniature valves are used in all RF circuits.

In due course, we shall be giving further details of this new receiver, and the first full Test Report will appear in the *Magazine*.

F.O.C. Election Notice


In accordance with the Rules of the Club, the following eleven operators have been elected to active membership of the F.O.C. since the September *Magazine* notice appeared;

A. Bowman, G3FAB (Coventry); J. Mann, G3AAM (Birmingham); D. M. Gledhill, G8QJ (North Harrow); T. Luxmore, G3AWL (Wingate, Co. Durham); C. W. Cox, KG6DI (Guam); P. J. Barnes, G3BKT (Ramsgate); A. R. Allen, G3EXR (Camberley); S. Kelly, G3COZ (Cheltenham); H. Biltcliffe, G5HB (Watchfield); J. A. Hunt, G2FSR (Chingford) and J. Jardine, G3ECB (Manchester).

This brings the current membership of the First Class Operators' Club up to some 240.

Amateur Radio Exhibition

The third in the series of Amateur Radio exhibitions sponsored by the Radio Society of Great Britain is to take place during the period November 23-26 next, at the Royal Hotel, Woburn Place, London, W.C.1. The official opening will be by Lord Sandhurst, O.B.E., at 2.30 p.m. on Wednesday, November 23. Admission will be by catalogue (1s. at the door) and, as in previous years, the *Short Wave Magazine, Ltd.*, will be one of the 25 firms taking a stand at this show.



The other man's station G6AG

This station is designed for full-power phone operation on the 3.5, 7, 14, 21 and 28 mc bands—though in the main activity is confined to Twenty, 120 countries having been worked post-war on telephony.

In the centre at the operating position is a special amateur-band-only receiver, arranged to have about 150 deg. of dial spread over each band; a built-in crystal calibrator, giving 100 kc and 1 mc check points, allows of very accurate setting up. The dial is calibrated in frequency, and other features include a band-pass crystal filter and S-meter.

To the right of this receiver is an all-band exciter unit, consisting of a 6SK7 VFO operating in the range 1.75-1.9 mc and giving output on any required frequency through a series of broad-band doublers and one trebler; in these stages, 7C5's are used, and the exciter will give 3 watts of RF into the first 807 amplifier in the transmitter rack.

The PA is a 250TH, modulated with a pair of 805's, the preceding speech-amplifier sub-modulator being 6SJ7-6J5-6J5 phase inverter-

P/P 6J5's-P/P 6A3's, giving 10 watts audio drive for the 805 modulator. Separate HT supplies are provided at each level for the transmitter.

Aerials in use at G6AG consist of folded dipoles fed with 300-ohm ribbon, the required line being selected at the point of entry to the operating room, thence to the aerial change-over relay. The station-control system is such that band changing can be effected in about one minute to any desired frequency.

Country-chasing is not by any means the prime interest at G6AG—C. J. McClelland, 439A Rochester Way, Bexley, Kent. He is always ready to chat over the air and to discuss purely technical topics. Future development at his very fine station will be the construction of entirely separate VHF equipment—the receiver has already been built: 6AK5 RF, 6AK5 mixer, 9002-6AK5 oscillator-doubler, and two 10 mc IF stages using 6BA6's, with which an exceptional signal-to-noise ratio has been obtained.

THE MONTH WITH THE CLUBS

FROM REPORTS

This month, encouraged by the opening of the autumn-winter season and the spate of AGM's, we find that 39 Clubs have reported their activities. Attractive programmes for the season are announced by most of them, and there is no doubt that the whole Club movement is in a very healthy state.

Many Clubs have announced their intention of taking "MCC" very seriously this year. May we remind those who did not see the announcement in the September issue that the dates for this year's event are November 12-20. Rules and entry forms will be sent to all Secretaries in ample time.

Please note that there is no serious change in the rules or the scoring system since last year, and that *no* "Flash Circular" of participating Clubs will be sent round. We consider that the sorting out of Club stations from others who (however mistakenly) may call "CQ MCC" is one of the natural hazards and adds to the operating skill required in this Contest, which should be more than a mere series of exchanges of RST and QTH.

Next month's deadline for Club reports will be first post on October 12. Address them to Club Secretary, *Short Wave Magazine*, 49 Victoria Street, London, S.W.1.

London Short Wave Club.—Much larger weekly gatherings are reported, and the Committee is drawing up the Winter programme, including visits, Junk Sales and lectures. Meetings are held on Thursdays, 8 p.m. at Ostade Hall, Brixton, S.W.2.

Stourbridge & District Amateur Radio Society.—Thirty-five members and visitors attended the September meeting at King Edward's School, when Mr. Butcher of R & A Laboratories gave a talk on Moving Coil Loud Speakers. On October 1, a visit to Daventry has been arranged, and it is proposed to hold an Amateur Radio Exhibition in December.

Brighton & District Radio Club.—The Club Tx (G3EVE) should be on the air by the time this appears, and looking for Phone and CW contacts on 7 and 3.5 mc. Activity will be confined to the Club meeting nights (Tuesdays). Several visits have been paid by parties of members, to such places of interest as the GPO and RNVR HQ; more are planned. The October pro-

gramme includes a talk on Television and an account of 70 cm activity.

West Somerset Radio Society.—Members have been at work preparing the Club's headquarters for the Winter season. Facilities now include a car park. Considerable interest is still being shown in television, and now that G3SB is on the air again the amateur side of the club's activities will receive more support.

Romford & District Amateur Radio Society.—A successful D/F contest was held *versus* Southend Radio Society. Southend won both first and second prizes! Weather was kind, if a little too warm, and it was a "walking" contest, with the Tx only two miles from the start. Romford are entering for a similar event at High Wycombe during September. A Hobbies Exhibition is being held at Romford on October 1 and 8, and the Club will have a Tx running for demonstration to the public.

Baldock District Radio Club.—Five members who entered for

the last RAE all passed, and are now working on their Morse—so there should be some new call-signs emanating from this Club before long. The successful instruction was provided by G3EAJ. Members are now impatiently waiting for "MCC," so that they can improve their position in the list.

West Bromwich & Handsworth Radio Society.—Activity continues, with meetings held on the last Wednesday of the month, 8 p.m. at the Lewisham Hotel. The Club Tx, G3BWW, has been completed and is active on 7 mc CW; some co-operation in the arranging of skeds would be welcomed, for the benefit of members shortly taking their "tickets."

Reading Radio Society.—During August, members heard a lecture on Plastic Tape Recording by Mr. Shaw of the G.E.C., a talk by Capt. Benbough on Circuit Draughting, and a dissertation on Super-regenerative Receivers by Dr. Lemon. A practical demonstration of metal-working was also given by Mr. F. Ruddle. A VHF D/F Field Day is being held early in October.

South Manchester Radio Club.—All members who sat for the RAE this year were successful, so this Club is naturally running a course for next year's exam. An extra classroom is being hired for the purpose (at the Church Schools on meeting nights) and a charge of 5s. for the complete course will be made, to cover expenses. New members keep coming in and the figure is now around the 60 mark.

Barnsley & District Amateur Radio Club.—The AGM was held in September, and all officials were re-elected. The Club is in a happy position from both membership and financial viewpoints. Future meetings will begin at 7 p.m.



Testing out the spare Rx for G2XA/P. G3PL (phones) does the work while G3EJR and G5MN wait for results. In the hat is G8UL, just supervising!

on the second and fourth Fridays of each month.

Brentwood & District Amateur Radio Society.—This Club now has its own call—G3FSM—and is active on the Top Band. Things have been a little quiet on account of holidays but will be in full swing again next month.

Midland Amateur Radio Society.—The Field Week-end (September 10/11) was an outstanding success and was attended by 50 members and as many visitors. G4OI did the organising, and the site was Redhill Farm, 650 ft. above sea level. Four tents and a van (provided by G5IW) were in use, with the gear available including HRO's, AR88's and several transmitters. Frequencies up to 28 mc were handled by G2AK/P and G5IW/P; on the higher frequencies G3BUR was in action. The Annual Dinner is to be held on October 15, 6.30 p.m. at the Imperial Hotel, Birmingham. MARS activities were featured in the BBC's Midland Regional programme on September 16.

BTH Recreation Club (Rugby)—Radio and Television Section.—The new season opened at the end of September, with a review (by Mr. J. Moir) of Present-Day Practice and

Future Trends of British and American Television. The Club Tx (G3BXF) will be taking part in MCC for the first time.

Wishaw & District Radio Club.—The AGM was held on September 2, presided over by GM8JW. Two new members were welcomed and the programme of the ensuing season's activities was drawn up.

Warrington & District Radio Society.—Members enjoyed an interesting visit to Moor-side Edge BBC Station on September 10, 28 people attending the outing. Meetings continue in the Sea Cadet Headquarters, off Wilderspool Causeway, on alternate Mondays at 7.30 p.m. A social evening is planned for November 25.

Edinburgh Amateur Radio Club.—This Club has been presented with a T1154/55, complete with power pack, by GM5YW, and it is hoped that this will take the air when the Club call is received. Junk Sales, Morse classes and lectures are in full swing, and the class for next year's RAE is also under way. Membership is now 40 and still increasing.

Luton & District Radio Society.—An interesting pro-

gramme has been arranged for the winter, and meetings will be held every Monday—7.30 at Surrey Street School. Two more members have passed the RAE and two more have their licences. One junior member—aged 14—passed the C. & G. exam.

Worthing & District Amateur Radio Club.—A large attendance of members heard the President's address at the AGM in September, when a very satisfactory first year's running was reviewed. Next meeting is at 8 p.m. on October 10, at the Adult Education Centre, Union Place. Note new Secretary's QTH, in panel.

Thames Valley Amateur Radio Transmitting Society.—At the meeting on September 7, the glad news that TVARTS were the winners of NFD was announced. The "A" station was run by G6GB and the "B" station by G6NB, and much hard work was put in by the President, G5LC. The club's own Field Day, run on similar lines on August 28, was won by G6MB.

Wirral Amateur Radio Society.—Membership now stands at 76, of whom 45 are transmitters. A successful Junk Sale was recently held, and construction for the forthcoming Contest is going ahead

rapidly, much competition being forecast. November meetings, at the YMCA, Whetstone Lane, Birkenhead, will be on the 9th and 23rd at 7.30 p.m.

Radio Society of Harrow.—Meetings have been well attended right through the holiday season, and several overseas visitors, including VQ4AJ, have been welcomed. Recent events have included a talk on Static, a debate and a visit to a communications station. The Club meets on Tuesday evenings, and new members will be welcomed.

Grafton Radio Society.—At the Fourth AGM, held re-


cently, the new officials were elected. GW3ALE is President, and Mr. A. W. H. Wennell Chairman for the ensuing season. G2AHB continues his valuable work as Hon. Sec.

Clifton Amateur Radio Society.—An ambitious programme for the new season was planned at the AGM, at which G3FVG was re-elected as Hon. Sec., the committee consisting of N. Moore, W. Wooller and D. Bruce, with the Hon. Sec. as Chairman.

R.A.E. & Farnborough District Amateur Radio Society.—The new season opened with a

meeting on September 26, and fortnightly meetings continue from that date, 7.30 p.m. at the Assembly Hall, R.A.E. A full programme is prepared, and Morse classes will again be organised if members wish.

Wanstead & Woodford Radio Society.—Attendances continued to be good throughout the holiday period, somewhat to the surprise of the committee, who expected a drop. The Club television receiver has been completed and is in full working order; it has received sound and vision from the Eiffel Tower already! Transmitting members are looking forward to MCC.



Centre display at the stand run by the Cray Valley Radio Transmitting Club at the Sidcup Trade Fair and Exhibition, September 10-17. The size of their stand overall was 40 ft. by 15 ft. deep and two fully equipped 150-watt phone stations were featured.

Basingstoke District Amateur Radio Society.—Several members, together with some from Reading, visited Brookmans Park BBC Station in August. The tour lasted some 2½ hours, after which a visit was paid to the factory of Marconi Instruments, Ltd.

Grimsby Amateur Radio Society.—Permanent premises having been secured, the club has resumed weekly meetings which are now held on Thursdays, 7.30 p.m. at the Club Room, back of 50 Welholme Road. The transmitting licence has been received, and constructional work on 144 mc gear has begun.

Cray Valley Radio Transmitting Club.—This club staged an outstanding exhibit at the Trade Fair and Exhibition, Sidcup. The stand was equipped with two 150-watt phone stations—G3MZ on 14

mc and G3ANK on 7 mc. Components were also on show, together with a complete amateur station of 1917 vintage! A model rotary beam complete with remote control and selsyn great-circle indicator was another very attractive feature of the display, not to mention QSL cards, maps, charts and photographs. Many "live" QSO's were made and considerable public interest attracted by this fine effort.

Pontefract & District Amateur Radio Club.—Meetings of this club are now held every Thursday at the Pontefract Community Association Centre, Halfpenny Lane. The new Chairman is Mr. R. G. Sutton, G3ADH.

Kingston & District Amateur Radio Society.—The last month's activity has been confined to Morse practice and ragchews, many members

being away. Next meeting, at the Kingston Hotel, is at 7.45 p.m. on Wednesday, October 12.

Cromwell Radio Club (London, S.W.).—This club was inaugurated at an informal meeting in September. It is proposed to meet fortnightly in one of two "shacks" available for the purpose, and constructional classes, Morse classes and visits to places of interest are under consideration. See panel for Secretary's QTH.


Liverpool & District Short Wave Club.—We have been notified by the former Hon. Sec., G3DVW, that he has had to resign on account of pressure on his spare time. The new Secretary's name and address appear in the panel.

Sunderland Radio Society.—Forthcoming events include the Monthly Business Meeting

NAMES AND ADDRESSES OF CLUB SECRETARIES

The list below represents only those Clubs reporting for this issue of the *Magazine*. A similar list appears every month and the Active Club Register, compiled from entries in this space, is periodically printed in full in our *Short Wave Listener*.

BALDOCK : N. F. Wilshere, G3CEU, 13 The Tene, Baldock, Herts.
BARNET : C. J. Spencer, 31 Byng Road, Barnet.
BARNSELEY : J. A. Ward, C4JJ, 44 Northgate, Barnsley.
BASINGSTOKE : L. S. Adams, 16 Brambls Drive, Basingstoke.
BRENTWOOD : J. F. Moseley, G2CIW, 45 Geoffrey Avenue, Harold Park, Brentwood.
BRIGHTON : L. Hobden, 17 Hartington Road, Brighton.
BTH, Rugby : Hon. Sec., Radio and Television Section, c/o BTH Recreation Club, Rugby.
CRAY VALLEY : G. Miles, G2CXO, 33 Silverdale Road, Petts Wood, Kent.
CROMWELL, S. W. LONDON : E. W. Jordi, 103 Gloucester Road, S.W.7.
EDINBURGH : D. L. K. McLean Ross, GM2DYP, 64 Thirlestone Road, Edinburgh 9.
FARNBOROUGH : R. J. Corps, B.Sc., Armament Dept., R.A.E., Farnborough.
GRAFTON, N. LONDON : W. H. C. Jennings, G2AHH, Grafton LCC School, Eburne Road, N.7.
GRIMSBY : J. W. Booth, G2AJB, 33 Buller Street, Grimsby.
HARROW : S. C. J. Phillips, 131 Belmont Road, Harrow Weald.
KINGSTON : R. Babbs, 28 Grove Lane, Kingston, Surrey.
LIVERPOOL : R. A. Hogg, 39 Southmead Road, Allerton, Liverpool 19.
LONDON : R. Lisney, G3FLI, 6a Ongar Road, S.W.6.
LUTON : E. Radford, 37 Wilsden Avenue, Luton.
MIDLAND : A. W. Rhodes, 135 Woolmore Road, Birmingham 23.
PONTEFRACT : C. H. Gould, G2FQH, 51 Pontefract Road, Ferrybridge.
READING : F. Hill, G2FZI, 997 Oxford Road, Reading.
ROMFORD : D. L. K. Coppendale, G3BNI, 9 Morden Road, Chadwell Heath, Essex.
SOUTH MANCHESTER : M. I. Wilks, G3FSW, 57 Longley Lane, Northenden, Manchester.
SOUTHPORT : F. H. P. Cawson, G2ART, 113 Waterloo Road, Southport.
SPEN VALLEY : N. Pride, 100 Ralkes Lane, Birstall, near Leeds.
STOURBRIDGE : W. A. Higgins, G8GF, 35 John Street, Brierley Hill, Staffs.
SUNDERLAND : C. A. Chester, 38 Westfield Grove, High Barnes, Sunderland.
SUTTON & CHEAM : L. Seaton, 8 Croft Road, Sutton, Surrey.
THAMES VALLEY : Major A. Eden, 31 Chatsworth Crescent, Hounslow.
WALSALL : J. F. Young, Walsall Technical College, Bradford Place, Walsall.
WANSTEAD : R. J. C. Broadbent, G3AAJ, Wanstead House, The Green, London, E.11.
WARRINGTON : W. R. Murray, G3CUB, 56 Crown Wood Lane, Widnes.
WEST BROMWICH : G. Johnson, G2BJY, 22 Lynton Avenue, West Bromwich.
WEST SOMERSET : T. C. Bryant, G3SB, 16 The Parks, Minehead.
WIRRAL : R. A. Browning, 24 Norbury Avenue, Bebington, Cheshire.
WISHAW : A. R. T. Williamson, 14 Coronation Road, New Stevenston, Motherwell.
WORCESTER : J. Morris-Casey, G8JC, c/o Brookhill Farm, Ladywood, Droitwich.
WORTHING : R. Forge, G3FRG, 2 The Plantation, Worthing.



The 14 mc station (G3MZ) on the Cray Valley Radio Transmitting Club stand at the Sidcup Trade Fair during September, with G2CXO (Hon. Secretary) at the microphone. The C.V.R.T.C. contribution was a very enterprising effort and covered all aspects of Amateur Radio operation. The many visitors were keenly interested in the live QSO's made from G3MZ, and G3ANK on 7 mc.

(October 5), a talk on Quality Disc Reproduction (October 19), and one on Magnetic Tape Recording (October 26). The Sound Film on the Decca Navigator will be shown on November 16.

Barnet & District Radio Club.—Meetings continue every Wednesday, but indoor activities were somewhat curtailed by the good weather. The Club Tx and aerial have been erected and work has now started on a receiver! Three members passed the RAE and all hope to be licensed before long. The Club is awaiting MCC with interest.

Spen Valley Radio & Television Society.—The 1949-50 Syllabus shows a full programme; at the next two meetings there will be talks on Measurements and the Radio

Amateur, by G2BOO (October 12) and Some Aspects of Television (E. Warrender, B.Sc., October 26). In November, G5IA talks on Radio Alisorts (November 9) and G3CUM on Wire Recording (November 23).

Southport Radio Society.—At the last meeting G3SS gave a talk on Valves, with a demonstration of some early types and an exposition of how technique had improved. Morse classes have started, and are held each Monday. Membership continues to grow, but more new ones are always welcome.

Worcester & District Amateur Radio Club.—At the September meeting members enjoyed a talk by Mr. Griffiths (Slade Radio); this was followed by two prize draws. At the

October meeting G3WH will talk on Beam Aerials, and the November meeting will be a Junk Sale. Speakers are urgently required, and the Secretary would like to hear from volunteers. Absent members who have not replied to the Secretary's recent circular letter are asked to do so as soon as possible.

Walsall Technical College Radio Amateurs' Club.—Their Field Day, held on September 3-4, was a great success and thoroughly enjoyed by all who participated. A recent interesting visit has been to the Walsall Police Station, when everything was shown members from the dungeons in the basement to the aerials on the roof. A very full programme has been laid on for the winter, with something happening every week-

end in addition to the usual mid-week meeting. Some of the visits planned are to the Sutton Coldfield TV Station, Broadcasting House in Birmingham and Factory Tours—also, of course, MCC will be hotly contested.

Sutton & Cheam Radio Society.—News Letter No. 11 details a wide range of activities and interests, and offers an attractive programme for members during the next three months. Here is another Club co-operating in a local

Hobbies Exhibition, and they will be running a stand to cover Amateur Radio interests; this will all happen during the period October 12-15, and we hope to see some photographs and hear of yet another successful venture of the kind.

SWL NOTE

Our associated journal is the *Short Wave Listener*, soon to go into Vol. IV. It is designed to appeal particularly to SWL's, and every month covers a wide range of listener activities in considerable detail. The *Short Wave Listener* is the only established periodical of its kind in existence, and is produced by the staff of the *Short Wave Magazine*. The cover price is 1s. 3d., or 16s. post free for a year, twelve issues by direct subscription. Write the Circulation Manager, Short Wave Magazine, Ltd., 49 Victoria Street, London, S.W.1.

THE ZONE MAP

Our *DX Zone Map* at 6s. post free is a steady seller and carries a great deal of information which is essential for those in any way interested in DX activity. A great circle map of the world centred on London, it is

large enough (and strong enough) for wall mounting, and gives accurate beam alignments with rough distance of all parts of the world relative to London—on the scale used, this holds good for the whole of the United Kingdom. Remit to the Circulation Manager, Short Wave Magazine, Ltd., 49 Victoria Street, London, S.W.1.

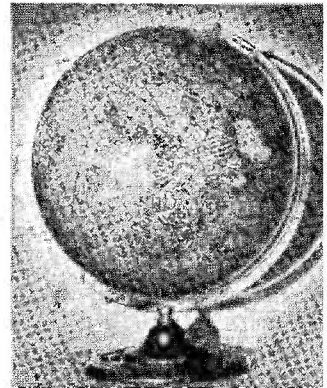
THE LOCAL CLUB

If there is a radio club in your locality, it is not only entitled to your active support but may be very helpful to you in a number of ways. Apart from the personal contacts only a local club can make possible for those diverse individuals with a common interest in a scientific hobby such as Amateur Radio, everybody has something to learn from others as well as something to teach.

WEBB'S NEW EDITIONS OF Radio Map & Globe

WEBB'S NEW RADIO GLOBE

An improved and enlarged version of our famous pre-war globe brought right up to date with new continental boundaries and Amateur Radio Prefixes. The enlarged diameter (13½") greatly increases map area, and a compass fitted in the base makes correct orientation simple. Invaluable for quick location of unfamiliar calls and a handsome adjunct to receiver or transmitter. Price 47/6 to callers. 50/- by rail.



WEBB'S RADIO MAP OF THE WORLD

INDISPENSABLE FOR THE RADIO "SHACK"

Shows the true directivity of any place in the world and gives amateur radio international prefixes, also indicates the time of day for the world. Originally printed in 1936, many thousands of radio men have proved its use time and time again.

ENTIRELY NEW PRINTING

with revised and up-to-date Call Signs prefixes, coded to country and time-zones, combined with improved printing in multi-colours. Printed in full colours on

heavy white paper, size 40 in. x 30 in., price 4/6, plus 6d. postage. (Also on heavy linen rollers, price 11/6, plus 9d. postage.)

This Map is drawn on an azimuthal projection and looks strange to those accustomed to Mercator's projection, but, giving directivity and Great Circle distances, it performs many functions for radio men that the original map cannot do. Printed on the margin is an index to Call Signs and full explanation of use of time-zones and "Great Circle" projection.

Webb's Radio * 14, SOHO ST., OXFORD ST., LONDON, W.1.

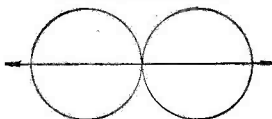
DIRECTIONAL T.V. AERIALS

Choice of aerial depends upon the location

The "Veerod" may be the answer to friends who ask what aerial they should use.

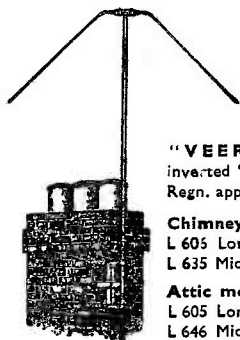
In areas within fifteen miles of a transmitter, and even at greater distances, a "Veerod" aerial will often prove more effective in removing interference than a relatively expensive dipole and reflector array.

POLAR DIAGRAM



1. It is highly directional with sharp minima at right angles.
2. This feature is invaluable in difficult locations, i.e., where the line of the aerial is parallel to a busy road.
3. Attenuation is not likely to be necessary excepting when close to transmitter.
4. Can be used to remove interference or "ghosts" that appear, after the installation, from new diathermy equipment or buildings.
5. Makes full use of the vision channel band width.
6. Metal mast may be used for broadcast reception with or without an anti-interference system.*
7. Attic model for 8/10 miles radius of transmitter.

*"Eliminoise" Registered trade mark.



"VEEROD,"
inverted "V" aerial
Regn. applied for.

Chimney model
L 605 London, 70/-
L 635 MidlanJ, 70/-

Attic model
L 605 London, 25/-
L 646 Midland, 25/-

BELLING & LEE LTD
CAMBRIDGE ARTERIAL ROAD, ENFIELD, MIDD

AUTUMN SPECIALS! Personal Service by post

NEW R.C.A. Transformers. 230v. in, 2000.1500.0.1500.2000v. out at 800 mills. £4/10/-, carr. 5/-.

NEW, by famous makers. 230v. in 500.0.500 at 175 mills. (conservative rating) 4v. 4a. 25/-, carr. 4/6.

NEW Bleeders. 20k, 30k, rated conservatively at 85 watts. 2 for 2/9, post 6d.
(We have all types and ratings in stock)

NEW Eddystone Variable Condensers, 60 pf. wide-spaced, single-hole panel mounting, Lo-loss, 4/6, post 4d.

NEW Resistors, by Eric, etc., all values up to 1 watt, 2½d. ; 2 watt, 3½d.

Please make orders up to a dozen to get free postage allowance.

ALL NEW, not stripped stuff.

B.C.221s. Yes, still a few of these F.B. instruments, as new and guaranteed. You will be more than happy to get one of these £10/10/-, carr. 4/-

XTALS. All freqs. 5 to 7 mgs. Our choice 4 for 9/6, post 6d. 6 mgs. at 9/6, post 3d.

The above are just a few samples from our NEW AUTUMN BARGAINS LIST.

Get these bargains NOW

PANDA RADIO CO., 58 School Lane, Rochdale



**18, TOTTENHAM COURT ROAD,
LONDON, W.1 Tel. MUSEum 2453**

Shop Hours: Monday to Friday 9—5.30. Sats. 9—1

BEL SOUND COILS (Postage, 9d.) £ s. d.
Complete Set for London Area "Electronic Engineering" Television—Heater Choke, L8, etc. 15 0
Complete Set for "Wireless World" television—TRF type (London only) 2 8 6
Superhet type (London or Birmingham) 2 12 6

SCANCO COMPONENTS
Mains Transformer, 350-0-350v. 250mA; 6-3-6v.; 4v 8a; 0-2-6-3v 2a; 4v 2a "Electronic Engineering" Spec. (Postage, 1/6) 4 10 0
E.H.T. Transformer, 400v 5mA: 4v C.T. 2a for rectifier (Postage, 1/6) 2 8 0
E.H.T. Transformer, 5000v, otherwise as above (Postage 1/6) 3 0 0
Line Output Transformer, ratio 4:5: 1 Max. DC 75mA on primary (Postage, 1/-) 1 5 6
Focus Coil Series type DC, approx. 100mA; max. 150mA; DC resistance, 300 ohms (Postage, 1/-) 1 7 6
Focus Coil, Shunt type, max. DC 45mA (Postage 1/-) 1 10 0

FULL POSTAL FACILITIES

TELEVISION

Comprehensive Catalogue NOW Available
Price 6d. post free

INCLUDES ITEMISED PARTS LISTS FOR ELECTRONIC ENGINEERING & WIRELESS WORLD TELEVISIONS. PLEASE STATE IF BIRMINGHAM AREA IS REQUIRED.

Focus Coils, Special Shunt type for 12" CRT. max. DC 30mA; Resistance, 10,000 ohms. (Postage, 1/-) 1 17 6
Line and Frame Scanning Coils, "Electronic Engineering" Spec. (Postage, 9d.) 1 5 6
MASKS (Postage, 6d.)
12" Stone, 21/8. 9" Stone, 11/3. 12" Black, 18/-.
Black, 9/6. Tube mounting stands in wood, for 9" or 12 tubes. (Postage, 9d.), 16/6.

MISCELLANEOUS
Fresh stock of can-type Electrolytics. All 500v B.I. Callenders.
4nF 2/- 16uF 3/3
8uF 2/6 16-16uF 5/6
8-SuF 3/6 32uF 5/-
Heater Transformers—all new, with 230v 50 c/s primary (Postage, 9d.)
4v 2 amp. 7/6 5v 3 amp. 10/6
6-3v 1-3 amp. 7/6 12v 1 amp. 10/6
Surplus Valves (all new and boxed) (Postage, 9d.)
Midget 7-pin Series—1T4, 1R5, 1S5, 7/6 each.
1S4, 8/6 each.

SPECIAL
Full Constructional Pamphlet on the A.D.S. 4½ watt Quality Amplifier incorporating bass boost and negative feedback. Price 10d. post free.
Complete Kit of Parts, including drilled chassis and metal cabinet for building above amplifier. Price £6 10 0
Complete Amplifier, fully constructed and tested. Price £9 9 0

Lyons Radio

3 GOLDHAWK ROAD,
SHEPHERDS BUSH, LONDON, W.12
Telephone: Shepherds Bush 1729

CONTROLLER ELECTRIC TYPE IA
A neat metal box 5½" x 4" x 2" housing a 5 push-button switch unit each SP/ST., a 3 position key switch 4M/4B each side and 5 pilot bulb holders all wired to a 12 pin Jones plug. Price 5/-. Post 9d.

SUPPLY UNIT TYPE L.P. No. 1
A rotary converter unit for 11/12v D.C. input and with a fully smoothed and filtered output of 230v D.C. at 30 mA. Front panel fitted with on/off switch and pilot lamp holder. Circuit diagram and list of component values pasted inside dust cover. Overall dimensions are 11" x 8½" x 4½". In good serviceable condition. Price 10/-. Carriage 3/-.

CRYSTAL MONITOR TYPE 4
High grade instrument for providing modulated R.F. over a frequency range of 100 to 130 mcs. from the 18th harmonic of a crystal. (Crystals are not supplied except for one which we supply free.) Seven valves are employed as follows: 2 triodes, 2 H.F. pens. (EF50), one magic eye tuning indicator, diode rectifier and full wave mains rectifier. A complete A.C. power pack for 200-250v 50 cps. input is incorporated. Circuit diagram is fitted inside dust cover. Panel size 19" x 7". Depth 9½". As brand new and in proper working order. Price £5/10/-. We also have a few less all valves and crystal and slightly damaged externally. Price 42/6. Carriage in each case 6/-.

SUB-STANDARD VARIABLE CONDENSER
Enclosed in glass container with heavy brass frame. Calibrated 0.5 to 0.95 jars. Approx size, 7" x 7" x 6". Condition practically as new. Price 25/-. Some with container cracked and slightly soiled at 17/6. Carriage 2/-.

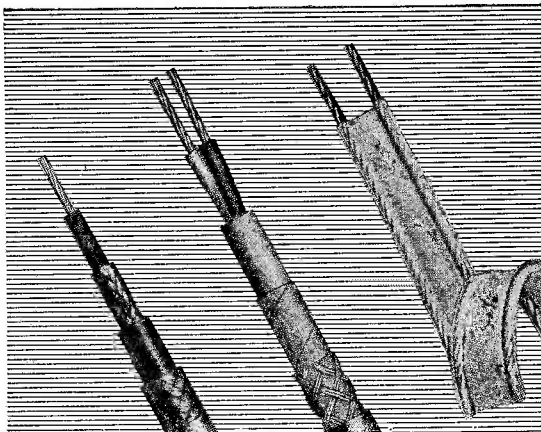
INDICATOR UNIT TYPE I84
Contains 2 C.R. tubes, a 6" VCR517 and a 3" VCR139, 5-VR91's, 3-VR65's, 4-VR92's, 2-VR78's, 3-VR54's, 4 selenium rectifiers and a vast quantity of other most useful components and gear. Price 84/6 or less VR91's, 59/6. Carriage 7/6.

MEASURING BRIDGE TYPE G.M.4140/1
This well known piece of test apparatus made by the Mullard Wireless Co. provides for the measurement of resistance (0.1 ohms to 10 megohms), capacitance (10 pfd. to 10 mfd.), power factor, percentage tolerance and, by using external standards, inductance. Operates from A.C. mains 100-150v or 200-250v. In brand new condition and with instruction booklet. Listed at £15/15/-. Our Price £10, carriage free.

INTERNATIONAL RADIO VALVE ENCYCLOPEDIA
A right up to the minute work containing data on over 14,500 British, U.S.A., Services, European, Japanese, Australian, etc., etc., receiving, transmitting, Cathode Ray Tubes, etc. Instructions for using the tables are printed in 14 languages. An indispensable reference book for both amateur and professional. Further details can be supplied on receipt of S.A.E. Price 42/-. Post 1/-.

★
TELCON
RF CABLES

Contribute to the
efficiency of
MODERN RADIO
TECHNIQUE



A complete range of co-axial and balanced twin screened and unscreened TELCON Cables is available for the reception and transmission of radio frequencies up to the centimetre range. In all of these "TELCOETHENE"™ is employed as the dielectric with "TELCOVIN" as a protective sheathing. "TELCOETHENE" insulated "hook-up" wire and sleeving in all sizes are also produced. Full technical data is contained in the Telcon R.F. brochure.

THE TELEGRAPH CONSTRUCTION & MAINTENANCE CO. LTD
 Head Office: 22, OLD BROAD ST., LONDON, E.C.2. Tel: LONDON Wall 3141
 Enquiries to: TELCON WORKS, GREENWICH, S.E.10. Tel: GREENWICH 3291



★ *Telcoethene (Regd.)—*
Polythene processed by
Telcon to provide specific
characteristics.

TEST! - RADIO - TELEVISION EVERYTHING ELECTRICAL

Not only radio but everything electrical can be tested with this world-famous PIFCO Radiometer. Bell and telephone circuits, radio, television, vacuum cleaners, irons, car lighting, H.T. and L.T. milliamps, etc. Increasing supplies now available for the home market.



- **CIRCUIT TEST**
 Tests for open or faulty circuits in all radio and electrical apparatus and domestic appliances. Equally for testing car lighting and starting circuits.
- **L.T. TEST**
 0-6 volts AC or DC.
- **H.T. TEST**
 0-240 volts. May be used direct on any mains, AC-DC.
- **MILLIAMPERE TEST** — 0/30 m.a. scale for testing total discharge from battery or testing single cell.
- **VALVE TEST**
 Made by inserting valve in socket on front of meter.

PIFCO
 ALL · IN · ONE
RADIOMETER

Price 25/- . Obtainable from your local dealer.

PIFCO LTD., PIFCO HOUSE, WATLING STREET, MANCHESTER, 4
 and at PIFCO HOUSE, GT. EASTERN STREET, LONDON, E.C.2

**EASY TO ASSEMBLE
EASY TO OPERATE**



THE R. H. QUALTAPE MAGNETIC RECORDER — KIT OF PARTS

- ★ LOW COST
- ★ EASY TO PLAY
- ★ COMPACT
- ★ PRECISION MADE
- ★ CAPSTAN DRIVE

The ideal Tape Recorder for ham use. For home — office — schools — hospitals — Board Meetings, etc. Use it to improve musical and vocal talent — provide synchronised speech and music for home cine — all these and many more with the Qualtape.

Complete Kit of Parts 9½ Gns.

R. H. ELECTRONIC SERVICE, 93 BUTTON LANE, SHEFFIELD

DESIGNED by LEWIS GEORGE!

ELECTRONICART DATA SHEET No. 2

contains Blue Prints, Instructions and Full Technical Details of

A FIVE - STAGE THREE - VALVE T.R.F. TUNING UNIT

- Wide-band High-gain R.F. Stage
- Infinite Impedance Detector
- Separate Treble and Bass Tone Controls
- Bass Amplitude Corrected Pick-up Input

The above Tuning Unit has been designed expressly for use with the phenomenal

V.H.F.* AUDIO AMPLIFIER

Illustrated and described in *Electronicart No. 1*
Electronicart Data Sheets may be obtained for 2/6 each from your Radio Dealer, Newsagent, or post free from

ELECTRONICRAFT PUBLICATIONS
Dept. SM2, 45 South Audley Street,
London, W.1

*Very High Fidelity—20-40,000 c.p.s. ±0.5 db.

TVI FILTERS

The following TVI Filters are available and are as per RSBG Spec. The cut-off frequency is approx. 18 mc/s. TVI Filter for use with 300 ohm Ribbon Feeder at 14/- each.

TVI Filter for use with 80/100 ohm Feeder at 14/- each.

TVI Filter for use with 600 ohm Single Wire Feeder at 14/- each.

M-Derived High Pass Filter for TV RX input. Attenuates freq. of 30 mc/s and below, with maximum attenuation at approx. 14 mc/s at 18/- each.

TRANSMITTERS available from stock at present :

Type 44 at £7. Type 45 at £7/16/-

Type 44P at £13/2/6. Type 45P at £13/18/6

Our List M/9 gives full details.

BC625 VHF TX's, partly stripped, a few still available at 6/- each, carriage paid.

14 swg. Hard Drawn Enam. Copper Wire in 70 ft. and 100 ft. lengths at 5/6 and 7/9 respectively.

Our Constructional, Maintenance and Calibration Services can deal with any type of communications equipment ; perhaps we can help you.

Radiocraft Ltd

25 Beardell Street, Westow Hill,
Upper Norwood, London, S.E.19

More Bargains by ELECTRADIX

BOXES. Ex. W.D. Wood Boxes, 10" x 5" x 6½" with hinged lid and fitted ebonite, precision made air-spaced variable condenser, valve holder and lacquered terminals, 2/6 ea., postage 1/-.

TELEPHONE DIALS. 10 point G.P.O. as new, nickel finish, 7/6. Selector Units, 2/6, postage 6d.

MICROPHONES. Tannoy Hand Mike, multi-carbon type in metal case with switch in handle, 5/-, special transformer, 12/6. Moving coil hand mike, 5/6, postage 9d. Lesdix Table Mike, carbon inset model, mounted on polished base with transformer, 8/6, postage 1/-. G.P.O. Mike Insets, 2/-, G.P.O. Mike Buttons, 3/6. Transformer for same, 2/6, post 6d. Send for Mike leaflet, "S.V."

MOVING COIL Phone Units, 45 ohms resistance ½" coil in bakelite case, 5/-, useful as single phone, M.C. Mike or Miniature Speaker with special transformer, send for leaflet.

RELAYS. G.P.O. bank of 20 relays, 100 ohms resistance, 2½v 15 m.a. coils, 15/-, postage 1/6. Type 3000 Relays with multi-contacts 2,000 ohms, 3/6. Relay coil with iron core and contact, 2v D.C., 1/6, postage 6d.

ELECTRO MAGNETS. 6v D.C. double coil, weight 10 ozs., lift 4 lbs. on 6v, 3 lbs. on 4v, and 1½ lbs. on 2v., new, 5/-.

PARCELS of Brass Instrument parts. Pillars, Hex. stops, pins and tubes, 1 gross each in 5/- parcel.

METER MOVEMENTS. D.C. Moving coil, two movements in iron case, two 5" scales reading 0-2000 and 0-2500 or 0-2000, and 0-4500 amps. 75 milli-volts. Without shunts, 15/-, carriage 2/6.

Please include postage for mail orders

ELECTRADIX RADIOS

214 Queenston Road, London, S.W.8

Telephone: MACaulay 2159

FREQUENCY CONTROL

IN ANY OF THESE RANGES

which may be multiplied for VHF
KCS.

1750-2000 ; 3500-3800 ; 6000-6083 ;

6150-6192 ; 7000-7425 ; 8000-8111 ;

8207-8526 ; 9333-9900 ; 10500-10725,

for 32/6 (or 40/- if freq. is specified)

ALSO

12 mcs and 14 mcs UNITS

Operating on fundamental mode, to nearest 10 kcs. From stock at 35/-

direct from

BROOKES CRYSTALS LTD.

10 STOCKWELL STREET,
GREENWICH, LONDON, S.E.10

GRE 1828

American Portable Aerial Masts Boxed in Pairs

EACH BOX CONTAINS THE FOLLOWING: 20 mast sections, each 5 ft. of 2-in. heavy gauge duralumin tube; 12 duralumin stakes; 2 base plates; 2 base spikes; 2 top guy assemblies; 2 intermediate guy assemblies; 2 bottom guy assemblies; approx. 600 ft. aerial wire with insulators, etc.; 2 halyards, and a 4 lb. hammer. These kits make up into TWO 45 ft. masts and are sent to you in the original ply-

wood packing case as shipped from the States, complete with instruction books at the BARGAIN PRICE OF £7/10/-. Carriage paid.

OR

10 mast sections, 6 stakes, base plate and spike, top, intermediate and bottom guy assemblies and halyard complete in canvas bag with instruction book. A complete 45 ft. mast for £3/17/6. Carriage paid.

THESE ARE THE FINEST MASTS EVER OFFERED AT THESE PRICES

Valves New and Boxed, by Leading American Makers

813 ... 37/6	6L6G ... 10/-	5U4G ... 7/-	6I7 metal ... 6/6
866 ... 16/6	1622 ... 10/-	6N7GT/G 6/6	6K7 metal ... 6/6
805 ... 18/6	5Z3 ... 7/-	25L6GT/G 8/6	

R.C.A. 807 unboxed ... 8/3. All post paid.


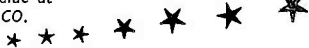
B.C.453 receivers (Q fier) Boxed, 50/-.

2½d. Stamp for List

A. FANTHORPE

6-8 HEPWORTH'S ARCADE, HULL. 'Phone: 35694

Always good value at INSTRUMENT CO.



Frequency Meters BC221

American Manufacture. Accuracy .005%. Frequency range k/cs-20 mc/s. Crystal controlled and temperature compensated. Makes an excellent V.F.O. without impairing its use as a frequency meter. Brand new and unused in original manufacturer's carton, complete with instruction book. Carriage paid **£25**

We have also a limited quantity of used BC221 Frequency Meters in good condition. Carriage paid, **£15**

Mains Transformers. 350-0-350 80 ma, 6-3v and 5v drop thru' type. 260-0-260 60/70 ma, 6-3v and 5v also drop thru' both types 14/6 each, plus 1/- postage. **Smoothing Condensers.** (New not Surplus.) B.E.C. F.P. type 8 mfd. 450v, Price 1/9 ea. **Chokes.** 10h. 70 ma, 4/6 each. 10h. 250 ma, 9/6 ea. 1-4v Valves. IS4, IS5, IR5, IT4 at 6/3 each or set of 4, 24/-.

★ Write to **INSTRUMENT CO.**
Dept. M,
244 HARROW ROAD, LONDON, W.2

RADIO SUPPLY CO.
15 Queen Square, Leeds, 2
Brand New Guaranteed Goods

MAINS TRANSFORMERS. Fully interleaved and impregnated. Primaries: 200-230-250v 50 c.p.s. Screened. Fully shrouded, upright mounting types, 425-0-425v 200 m.a. 6-3-4v 4a C.T., 6-3v-4v 4a C.T., 5v-4v 3a, 39/9, post 1/9. 350-0-350v 100 m.a. 6-3v-4v 3a, 5v-4v 2a, 21/9, or with 4v L.T.s only 17/6. Midget type 2½" x 3" x 2½", 250-0-250v 50 m.a. 6-3v 1-5a, 5v-4v 2a, 16/9. Half shrouded, drop through types: 350-0-350v 80 m.a. 6-3v 3a, 5v 2a, 15/9, 280-0-280v 80 m.a. 6-3v 3a, 5v 2a, 15/9; 350-0-350v 80 m.a. 4v 4a, 4v 3a, 12/9. E.H.T. type, 2,500v, 2-0-2v and 4v. Suitable for VCR97, 29/6.

P.M. SPEAKERS. Plessey 10", 15 ohms (10 watts) 22/6. Suitable 10-12 watt push-pull output trans. with tapped primary, 8/9. Truvox 10", 2-3 ohms, 18/9; 8", 2-3 ohms, 11/6; 6½" with pentode trans. 12/9; 5", 2-3 ohms, 9/6. Rola 3½", 3 ohms, 9/6.

ELECTROLYTICS. Can 16-32 mfd 350v, 3/3 ea., 31/- doz. 8-8-8 mfd 450v, 3/3 ea., 6 for 18/4. Metal tubular 25 mfd 25v, 11/- doz.

MISCELLANEOUS ITEMS. EF50 Micalex valve-holders, 5/6 doz., 7d. ea. Standard Pentode Output Trans., 2/11 ea. Barretters 2a and 3a American type, 1/3 ea. Heavy duty push-pull Driver Transformers, 5/9. Smoothing Chokes, 80 m.a. 350 ohms, 4/11.

EX-GOVT. VALVES. New and mostly boxed. D1, 1/3; 4H6, 1/6; SP41, 6SH7, 2/3 ea., 3 for 5/1; EF36, 4/3 ea., 3 for 12/-; 6SN7GT, 6CSG, 5P2, 5/3 ea., 3 for 14/6; EF50, 3/9; 5R4GY, 5Z4 (Met), 5/6 ea., 3 for 15/6. 5U4G, 6X5GT, 5/9; 6K7 (Met), 6/7; (Met), 6V6 (Met), 6V6G, 5/11 ea.; 6Q7G, 6K8 (Met), 6/9; 6L6G, 8/9.

TERMS: C.W.O. or C.O.D. over £1. Postage extra under £3. Full list of bargains 2½d. Special list for trade.

FT.300 TRANSMITTERS. Manufactured by Federal Telephone & Radio Corp. U.S.A. Four RF units operating on C.W., simultaneously at 3KW output each. 2Mc to 20Mc.

RCA TRANSMITTERS. Type E.T. 4332B, 2 Mc to 20 Mc, 350W c/w, 250W r/t, two 813's output. Separate speech amplifier. Two 805 modulators. Rectifier—four 866's.

HALLICRAFTERS. BC610 with speech amplifiers, aerial tuning units, tuning boxes and coils.

HIGH SPEED telegraph equipment Boheme (U.S.A.). Up to 400 words per minute on line or wireless. New. Working demonstration on request.

HRO'S. 5 or 9 coils, loudspeaker, power pack, 100% per cent efficiency.

SX 28's with loudspeaker, re-aligned.

All above items in excellent working conditions with new valves. Large stock of transmitting condensers, valves and other components. Alignment and repair of communication receivers and all other amateur equipment.

P.C.A. RADIO
THE ARCHES
CAMBRIDGE GROVE, LONDON,
W.6

Telephone, RIVerside 3279.
Branch: 170 Goldhawk Rd., W.12

MAINS TRANSFORMERS, SCREENED, FULLY INTERLEAVED AND IMPREGNATED

Half Shrouded—			
H.S.63.	Input 200/250v.	Output 250/0/250v.	60 m/a
	6-3v 3 amps,	5v 2 amps	15/6
H.S.40.	Windings as above.	4v 4 amps, 4v 2 amps	15/6
H.S.2.	Input 200/250v.	Output 250/0/250v.	80 m/a
H.S.30.	Input 200/250v.	Output 300/0/300v.	80 m/a
H.S.3.	Input 200/250v.	Output 350/0/350v.	80 m/a
H.S.2X.	Input 200/250v.	Output 250/0/250v.	100 m/a
H.S.30X.	Input 200/250v.	Output 300/0/300v.	100 m/a
H.S.3X.	Input 200/250v.	Output 350/0/350v.	100 m/a
Fully Shrouded—			
F.S.2.	Input 200/250v.	Output 250/0/250v.	80 m/a
F.S.30.	Input 200/250v.	Output 300/0/300v.	80 m/a
F.S.3.	Input 200/250v.	Output 350/0/350v.	80 m/a
F.S.2X.	Input 200/250v.	Output 250/0/250v.	100 m/a
F.S.30X.	Input 200/250v.	Output 300/0/300v.	100 m/a
F.S.3X.	Input 200/250v.	Output 350/0/350v.	100 m/a
	All above have 6-3-4-0v at 4 amps, 5-4-0v at 2 amps.		
F.S.45.	Input 200/250v.	Output 425/0/425v.	200 m/a
	6-3v 4 amps C.T. 6-3v 4 amps C.T.	5v 3 amps	42/6
F.S.50.	Input 200/250v.	Output 450/0/450v.	250 m/a
	6-3v 2 amps C.T. 6-3v 4 amps C.T.	5v 3 amps	62/6
	Framed, Flying Leads—		
F.S.30X.	Input 200/250v.	Output 300/0/300v.	80 m/a
	6-3v 7 amps.	5v 2 amps	26/6
	FILAMENT TRANSFORMERS		
F6/4.	Input 200/250v.	Four—6-3v tapped at 5v at 5 amp per winding. Giving by suitable series or parallel connections:	
	24v at 5 amp.	20v at 5 amp.	Framed Flying leads 47/6
	18v at 5 amp.	15v at 5 amp.	
	12-6v at 10 amp.	10v at 10 amp.	
	6-3v at 20 amp.	5v at 20 amp.	
F.5.	Input 200/250v.	6-3v at 10 amp.	5v at 10 amp.
	10v at 5 amp.	12-6v at 5 amp.	Framed, Flying Leads
F.U.6.	Input 200/250v.	0-2-4-5-6-3v at 2 amps	31/6
F.29.	Input 200/250v.	0-2-4-5-6-3v at 4 amps	Clamped Flying leads 15/6
F.6.	Input 200/250v.	6-3v 2 amps	7/6
F.12.	Input 200/250v.	12-6v. Tapped at 6-3v 3 amps	15/6
F.24.	Input 200/250v.	24v tapped at 12v 3 amps	21/6
	C.W.O. (add 1/- in the £ for carriage). All orders over £2 carriage paid.		

H. ASHWORTH (Dept. S.W.)
676 Great Horton Road, Bradford, Yorks.

**Just Released by the
Ministry of Supply
1355 RECEIVERS**

Brand New, Unused. Complete with 10 valves. As specified for the "Inexpensive Television Receiver."

Price 3 gns.

(part packing and carriage 5/-.

Delivery per pass. train per return).

These instruments are new and should not be compared with deteriorated units offered at a low price which are completely useless. Alexandra Palace has been received at Ormskirk, Lancs (200 miles) using the 1355.

To avoid disappointment we suggest you send your order immediately.

H.P. RADIO SERVICES LTD.

Britain's Leading Radio Mail Order House
Estd. 1935

55 County Road, Walton, Liverpool, 4
Tel. Aintree 1445

Staff Call Signs, G3DGL, G3DLV

**IMPORTANT
ANNOUNCEMENT !**

Owing to the *Devaluation of Sterling* we are unable to accept further orders for **AMERICAN** publications

We regret that we are forced to make this announcement.

To our numerous friends we say 'Thank you for your past support.'

DALE INTERNATIONAL
Publications Limited,
106 BOLSOVER ST., LONDON, W.1
Telephone : MUSeum 6488

**SHORT WAVE (HULL) RADIO
G5GX**

Make sure you do not miss any DX this winter by investing in the best Receiver you can afford. At present we have in stock Receivers to suit all tastes and pockets.

HRO SENIOR. Complete with Power Pack, 9 coil units and National Speaker.....£28

HRO JUNIOR. Complete with Power Pack and coils..... £20

HALLCRAFTERS SX24. Variable selectivity, crystal filter, noise limiter, calibrated band spread, etc..... £19

HALLCRAFTERS S27. An excellent Receiver for the VHF Bands, really hot on "10".....£19

HALLCRAFTERS SKY CHAMPION. Complete coverage of all bands, band spread tuning, noise limiter, BFO, etc.....£17/10/-

HALLCRAFTERS SKY BUDDY. An excellent Receiver at the price, ideal for S.W.L.....£10

HAMBANDER. This well-known Receiver has a performance equal to that of many higher priced communication Receivers.....£15

All the above Receivers are in first-class working order and condition is as new.

PANORAMIC ADAPTORS. We have a very limited quantity of Panadaptors with 5" screen, 455 kc/s centre frequency and 200 kc/s sweep. Price with spare CRT.....£38

brand new

**SHORT WAVE (HULL) RADIO,
30/32 Princes Avenue, Hull**

Telephone : 7168.

Southern Radio's Wireless Bargains

TRANSMITTER-RECEIVER TYPE NO. 58, MK. I Brand new in original sealed cartons. Complete with Vibrator Pack and Battery, Aerial, etc., etc. Each set complete and contained in three original cartons with official instruction book. £19.
ASTROGRAPH TYPE A-I-B-I. Brand new in original transit cases with full operating instructions. 27/6.

COMMAND RECEIVERS. BC 454 (49-100 metres), BC 455 (33-49 metres). New, complete with six valves. Ideal for easy conversion to broadcast and other receivers, 35/-, plus 1/6. Control Boxes for BC453/4/5, 13/6. Flexible drives, 14 ft., for same, 9/6. Drive adaptor and knob for same, 2/9.

CAR RADIOS. Converted from Command Receivers. Ready for immediate use on 12v complete with external speaker, £6.

VENNER or SMITH'S CONTACTOR TIME SWITCHES. In soundproof cases, 10-hour movements with thermostatic control, 10/-, plus 1/4.

DELCO HAND GENERATORS. 6v at 4 a, 17/6.

R.A.F. BOMBSIGHT COMPUTERS, complete with many gears, motors, gyro, blowers and a huge quantity of useful components. 55/-, plus 5/- carriage.
RECEIVER TYPE TR1196. New, complete with six valves and circuit, 22/6.

LATEST PUBLICATION—"International Radio Tube Encyclopedia." Full details and characteristics of over 14,500 tubes including C.R.T.'s. Photo. Indicators, etc., which have been manufactured in almost every country. Technical data in 15 different languages, 42/-.

Full publication list, 2½d.

Previously advertised lines still available

SOUTHERN RADIO SUPPLY LIMITED

46 Lisle Street, London, W.C.2. GERrard 5653

Special**EXPERIMENTER'S BARGAINS****Government Surplus**

SHORT-WAVE TUNING UNITS. Range 17-20·5 metres. These units are beautifully assembled on a steel chassis and include a 3-gang, 35 pf. silver-plated, ceramic mounted condenser with knob; a 7 pf. ceramic trimmer, coils, fixed condenser, etc. Post paid, 1/9 each



4-SWITCH RELAY. A beautifully made job for 24V operation, with four switches operated in sequence by a ratchet wheel carrying 90-deg arms. Post paid, 2/6 each.

OAK SWITCHES, 3-bank, 3-pole, 3-way, with knob. Post paid, 9d each.

2 MFD PAPER CONDENSERS. 100V working. Post paid, 2/9 per doz. 30/- per gross. Minimum quantity, 1 doz.

0·1 MFD PAPER CONDENSERS. 350V working. Post paid, 2/9 per doz, 30/- per gross, minimum quantity, 1 doz.

TELEPHONE TRANSFORMERS. High to low impedance (or vice versa). Post paid, 9d each.

H.T. TRANSFORMERS. Input 80V 1500 cycles. Secondaries, 425·0-425V, 6·3V and 5V. Note: These transformers are unsuitable for use with a 50-cycle supply, but are suitable for rewinding. Post paid, 1/3 each.

THE NEW LONDON ELECTRON WORKS LTD

Dept. 94 EAST HAM, LONDON, E.6

G.S.V. LIGHTWEIGHT BEAM ARRAYS (Prov. Pat. 1769/49) are constructed in a special alloy, which is rustproof and virtually uncorrodable, electrolytic action being reduced to negligible proportions; satisfactory service in marine atmospheres containing actual salt spray, or in the tropics, may be confidently expected. The electrical conductivity is high and perfect continuity is obtained with screwed joints, locked where required with sherardized bolts. Further protection is provided by finishing all arrays in cellulose, grey being the standard colour.

PRICE LIST, including packing and carriage, Great Britain:—

BD214 14 Mc 600 or 80 ohms feed, with cradle	£9/9/-
BFD328 28 Mc 3-element folded dipole	£4/-
BT328 28 Mc 3-element T-match	£4/4/-
BFD344 145 Mc 3-element folded dipole	£2/12/6
BFD444 145 Mc 4-element folded dipole	£3/3/-
BSM844 145 Mc 8-element two-bay stacked	£8/15/-
TS444 145 Mc 4-element omnidirectional	£2/15/-
TS644 145 Mc 6-element omnidirectional	£3/10/-

TELEVISION ARRAYS for London or Midlands frequency:—

TVFL Four-element long-range array	£5/10/6
TVTL Three-element folded dipole	£4/12/6
TVRL Folded dipole and reflector	£3/12/6
TVH Standard "H", 0·25 spacing	£3/2/6
TVGL Ground plane, roof-space mounting	£1/12/6
TYD Half-wave dipole, various fixings	£1/2/6

We are specialists in stacked Coaxial and Yagi arrays, as supplied for official use, for all business and commercial undertakings; our technical staff is pleased to advise upon and quote for aerials for all frequencies and applications. Send S.A.E. for illustrated brochure of Amateur, Television and F.M. arrays to

G.S.V. (MARINE & COMMERCIAL), LTD.

142 Westmount Road, London, S.E.9

Tel.: ELTHAM 6050

DON'T MISS THIS, BOYS, IT'S GOOD!

230v AC Mains Transformers shrouded, 150·0-150v at 100 Mills, size 3½" x 3½" x 4½". Fitted with ceramic terminals. Another 150·0-150v 0·10-20·30-40v at 70 Mills, size 2½" x 3½" x 3½", 4/- each. No heaters at this price. plus 1/- post.

Brand New TR1196 6-valve superhet receiver, 4·3 to 6·7 Mc/s, easily converted to any frequency. Contains 2 460 Kcs I.F. Transformers, 2 EF39, 2 EF36, EBC33, and EK32, 25/-, 2/6 post with conversion details 1/- extra. Less valves 7/-, 2/- post. A bargain buy that cannot last much longer. Get it now.

Auto Transformers, shrouded, 230v input 115v output at 80 Watts, size approx., 3" cube, 6/- each, 1/- post.

Transformers, Admiralty, 500·0-500 at 170 Mills 4v at 4 amps CT, 20/- each, post 5/-.

Tuning Condensers ·0005 mfd with Knob, 2/- each, 6d. post.

Parmeko Chokes, 10H 120 Mills, shrouded, 3½" x 3½" x 2½", 9/- each, 1/- post.

Chokes, 15H 100 Mills, 4/- each, 1/- post.

Condensers, Electrolytic, 8 plus 8 mfd, 500v wkg. round Alm. Can., 3/- each, 6d. post.

Yaxley Switches, 11-Vay, Single pole, 2 Bank, 2/- each, 6d. post.

All the above carry our Money back guarantee.

FIELD'S

435-437 STRATFORD ROAD, SPARKHILL, BIRMINGHAM, 11

FINAL CLEARANCE ★ SUMMER SALE BARGAINS

Truly remarkable offers of real interest to the bargain hunter!—here's your opportunity!



- RECEIVERS ● TRANSMITTERS ● METERS
 - FREQUENCY METERS ● AMPLIFIERS, ETC.,
- TO CLEAR—REGARDLESS OF COST!

GENUINE RCA VALVES

Brand New in Maker's Cartons

8106/ 817 — 6 — 7/6 813 — 35/-

Post extra. The finest valve bargains in the country! Cannot repeat these once sold.

HURRY NOW

DON'T MISS YOUR COPY—SEND A 2½d. STAMP WITH YOUR NAME AND ADDRESS TODAY! CALLERS ALWAYS WELCOME.

JOHNSONS (RADIO SPECIALISTS)
MACCLESFIELD, CHES.
TEL. 4080.

LEWCOS enamelled wire on makers' reels:
14-16-18-20-22 swg. ... per lb. 4/-
Reels average 3 to 7 lbs.
24-26-28-30 swg. ... per lb. 5/-
Reels average 2 to 5 lbs.
32-34-36-38 swg. ... per lb. 6/-
Reels average 2 to 4 lbs.
40, 7/-; 42, 9/-; 44, 12/-; 46, 18/- lb.
Reels average ½ to 1½ lbs.
Reels extra at cost 6d. to 2/6

ALL on small reels: 14-22 per ½-lb., 3/-;
1 lb., 6/-; 24-30 ½s, 1/9; ½s, 3/6; 1 lb, 7/-;
32-38 ½s, 2/-; ½s, 4/-; 1 lb., 8/-
Prices include reels.

B.I. CONDENSERS

Block electrolytics, 500v wkg:—
4mfd, 2/8; 8mfd, 3/2; 16 mfd, 4/3;
8+8, 4/9; 8+16, 6/1; 16+16, 6/11;
Vertical cans 500v wkg:—
8mfd, 3/9; 16mfd, 4/9; 32mfd, 7/6;
8+8, 5/-; 16+16, 8/-
High voltage paper type s/h fixing, 3½ x 1½,
0-1/3,000v wkg. ... 6/-

COLLARO radiogram units, auto. stop, magnetic PU., latest improved model at a reduced price, inc. P.T. ... £5/3/2


Latest lists free on request.

SATISFACTION
GUARANTEED
OR CASH
REFUNDED!
INSTANTLY.

Frith RADIOCRAFT Ltd
69-71 CHURCH GATE LEICESTER
G2R1 G3C68 G38Y1

PHONE
58927

CONSISTENTLY *Accurate* PULLIN



Series 20
2" Dials
(Top)
Series 25
2½" Dials
(Centre)
Series 35
3½" Dials
(Bottom)

MINIATURE INSTRUMENTS

These are available in Moving Coil, Thermo-couple and Rectifier Types. Every instrument is fitted with spring loaded jewel bearings. Write for technical data and price lists.



MEASURING INSTRUMENTS (PULLIN) LTD.,
Electrin Works; Winchester Street, Acton, W.3
Telephone: Acorn 4651/3 and 4995.

A.C.S. RADIO

OFFERS THIS MONTH—

- Truvox 10" P.M. Speakers ... 21/-
- Grampian 9" P.M. Speakers, 2 ohm ... 40/-
- 15 ohm ... 40/-
- 832 Transmitting valves, new, boxed ... 23/6
- 866A Rectifiers, new, boxed ... 12/6
- Feeder Wire, 80 ohm, heavy duty 9d. yard
- Ribbon Feeder, 300 ohm... 9d. yard
- Coaxial Feeder, 80 ohm ... 1/3 yard
- Twin screened feeder ... 1/- yard
- Filament Transformers, 6-3v 3A ... 12/-
- 6-3v 1-5A ... 9/6
- R.F. Chokes, 2-5mH ceramic formers 1/- each
- Remote Beam Indicator, Magslip control, 8" great circle dial, 50v A.C. input ... £4/10/-
- Tinned Copper Wire, 18 and 20 S.W.G. 3/- per ½-lb. reel

Postage extra on above items

FULLY DETAILED LISTS SENT ON REQUEST TO A.C.S. RADIO

44 WIDMORE RD BROMLEY, KENT
Phone WAVE 5000/10156



19" PANEL RACKS. Four Poster construction, 12" deep, 31½" panel space, £2/10/-. 5" 3" panel space, £3/10/-. Drilled and tapped O.B.A.
CHASSIS. 10" x 6" x 2½", 18G. Steel, 6/3; 16G. Aluminium, 7/-; 17" x 6" x 2½", 18G. Steel, 7/-; 16G. Aluminium, 8/-; 17" x 8" x 2½", 18G. Steel, 8/-; 16G. Aluminium, 9/3. 17" x 10" x 2½", 18G. Steel, 9/6; 16G. Aluminium, 10/6. 17" x 12" x 2½", 18G. Steel, 11/-; 16G. Aluminium, 12/-.
 Other sizes to order.

TELEVISION CHASSIS. In tinned steel to order.

19" RACK PANELS. Sizes from 13½"-12½", 14G. steel, 2/9 to 8/9. Sizes from 13½"-12½", 16G. aluminium, 3/- to 9/9. With turned long edges to give additional strength.

STANDARD FINISHES. Steel in black and grey stoved enamel. Aluminium self-coloured. Black and 1 coloured wrinkle enamels to order.

SMALL INSTRUMENT CASES. 18-gauge mild steel box with 16-gauge aluminium front panel, secured by four screws. Finishes in black wrinkle enamel, 6" x 4" x 4", 8/6; 8" x 6" x 4", 10/6; 12" x 8" x 4", 12/6.

CARRIAGE. Paid on orders over £2. Quick delivery can be made of special products to order.

REOSOUND ENGINEERING & ELECTRICAL COMPANY,

"Reosound Works," Colleshill Road, Sutton Coldfield. Tel.: SUT. 4685

Grams: Reosound, SUTTON COLDFIELD.

"Personal Portables"

is the title of a new book by Edwin N. Bradley, the radio designer-author. The first of its kind, it describes the building of a whole range of miniature personals, including the first-ever all wave personal set. Illustrated with circuits, layouts, drilling, constructional and point-to-point wiring plans of fully tested loudspeaker type receivers, the book costs 2/6 (2/8 posted) from Dept. S.

BRADBROOKS,

Sennen, Penzance, Cornwall.

BRAND NEW SURPLUS VALVES!

YOU CAN SAVE £££ by using reliable ex-Govt. valves, but make sure that they are reliable. All our valves are (1) brand new, (2) in maker's cartons. They are not ex-equipment, re-boxed in plain cartons. They are not ex-equipment, re-boxed in plain cartons. 6H6, 1/6; 6K7, 6SK7, 6C5, VR91 (EF50), 6J5, 6J5GT/G, 4/9; 6AC7, 6Q7GT, 5/3; 6B8, 5/9; 6F6, 6/-; 6K8, 5U4G, 6/3; 6F7, 6/9; 6N7GT/G, 7/6; orders over 15/- post free (otherwise 3d. per valve). 813s (R.C.A.). Brand new, maker's cartons, 37/6 plus 9d. post.

R.C.A. QUALITY AMPLIFIERS! Brand new, metal cabinet, 25 watts output (6L6's in push-pull), multi-ratio output transformer. A really super job. £20 (details S.A.E.).

J. E. FORD

278 Portland Street, Southport

DRASTIC REDUCTIONS!

All lines greatly reduced. Here are a few taken at random from our *Special Offers List No. 8*. Take advantage of our offers now!

MICROPHONES. Moving Coil Assembly in bakelite case, **NEW PRICE 2/6**, old price 3/11. Moving Coil Hand Microphone, **NEW PRICE 3/11**, old price 5/6. American single button carbon breast type, **NEW PRICE 6/6**, old price 8/6. Differential carbon type, **NEW PRICE 3d.**, old price 9d.

HEADPHONES. 100 ohm Magnetic type, **NEW PRICE 3/6**, old price 5/-. High Resistance, **NEW PRICE 6/6**, old price 12/6.

RECEIVERS, ETC. Type R1481 U.H.F. Receiver, brand new, **NEW PRICE £7/10/-**, old price £10/10/-; Type TR3152 U.H.F. Tx & Rx, **NEW PRICE 30/-**, old price 40/- (Carriage 5/- extra). Type 1124A Receiver with Valves, **NEW PRICE 19/6**, carriage 5/-, ditto without Valves, 9/6, carriage 5/-, old price 35/-

HIGH VOLTAGE OIL FILLED CONDENSERS. 4 mfd 2,000v working, **NEW PRICE 10/-**, old price 15/-; 4 mfd 1,000v, **NEW PRICE 6/-**, old price 10/-.

METERS. 2½" dia. Moving Coil 0-50, 0-100, 0-500 mA, **NEW PRICE 7/6**, old price 17/6. Hot Wire Ammeters 0-9 amps, **NEW PRICE 2/6**, old price 5/-. Radiator Thermometers Movement 2.5 mA backwards reading. Ideal for converting to "S" Meter, **NEW PRICE 1/6**, old price 2/6.

Please add postage on small orders under £1

SEND 3D. STAMPS FOR COMPLETE LIST OF REDUCED PRICES, AND ALSO RAYMART ILLUSTRATED AND CURRENT PRICE LIST S.W.'

RADIOMART G5NI (B'HAM), LTD.

48 HOLLOWAY HEAD, BIRMINGHAM, 1. Midland 3254

OPPORTUNITIES IN RADIO



Get this FREE Book!

"ENGINEERING OPPORTUNITIES" reveals how you can become technically qualified at home for a highly paid key appointment in the vast Radio and Television industry. In 176 pages of intensely interesting matter it includes full details of our up-to-the-minute home study courses in all branches of RADIO AND TELEVISION, A.M. Brit. I.R.E., A.M.I.E.E., City and Guilds Special Television, Servicing, Sound-film Projection, Short Wave, High Frequency and General Wireless Courses.

We definitely guarantee

"NO PASS—NO FEE"

If you're earning less than £10 a week this enlightening book is for you. Write for your copy to-day. It will be sent FREE and without obligation.

BRITISH INSTITUTE OF ENGINEERING TECHNOLOGY

149 Shakespeare House,

17-19 Stratford Place, London, W.1

BIET

SMALL ADVERTISEMENTS

9d. per word, minimum charge 12/- . No series discount: all charges payable with order. Insetions of radio interest only accepted. Add 25% for Bold Face (Heavy Type). No responsibility accepted for errors.

TRADE

OUR new component list is now available. Write for your copy.—M. Watts & Co., Baker Street, Weybridge, Surrey.

QSL'S and LOGS by MINERVA. The best there are. Samples from Minerva Press, Elm Park, Essex.

MOVING Coil Meters, 500 micro-amps, (0.5 mA). Scaled 0-600 v, resistance 500 ohms, flush fitting, zero adjustment. Ideal for 2,000 ohms per volt meter, or tuning meter, etc., 3/11 post paid.—Jack Porter, Ltd., 30/31 College Street, Worcester.

ALL Ham Supplies—wide range by all well-known makers in stock, including Eddystone, Raymart, Hamrad, Labgear, Bulgim, Belling Lee, Denco, Woden. No lists. SAE with enquiries.—Newson, G3GY, Market Place, North Walsham, Norfolk.

829'S, 37/6; PT15's, 7/6; 866A's, 19/6; 807's, 10/- . Guaranteed. Postage and lists free.—Electrad Radio, 64 Gt. Victoria Street, Belfast, N.I.

ALUMINIUM chassis and panels. Any size manufactured quickly. Holes punched for valve holders, etc. Plain or cellulose finish.—EAD, 18 Broad Road, Willingdon, Sussex.

BANKRUPT and Surplus. Ex-Govt. Valves. BECH35, 6K7, 6Q7, EL32, 6X5, 5/-; 6V6, IW4/350, 5Z4, VR150/30, KT33C, U50, 5/9; 5Z3, 5U4, MU14, 6/-; PT15, 7/6; 813, 30/-; VCR139A, 10/- . Coil packs, IFT's, TRF coils, electrolytics, meters, etc. S.A.E. for lists.—Lambert & Clapshaw, 384 Hornsey Road, London, N.19.

QSL CARDS and LOG BOOKS, APPROVED G.P.O. SAMPLES FREE. ATKINSON BROS., PRINTERS, ELLAND, YORKS.

WIRE Recording? American stainless-steel wire, approx. 10 oz. reels (2 hrs. at 2 ft./sec.), 30/- . Head/Osc. data, 2/6. Wilson, 17 Berwood Farm Road, Erdington, Birmingham.

URGENTLY WANTED:—AN/APS-3 RADAR PARTS, e.g. AS-12 SCANNER, RT-10 TRANSMITTER-CONVERTOR & GRMSA MODULATOR. BUNCH FISHING CO., GIMSBY.

COMPONENTS. All your requirements including DENCO, EDDYSTONE, HAMRAD, RAYMART, etc. Send for lists. Seward, 57 Wokingham Road, Reading.

GOING ORO? Ex-W.D. equipment in good electrical condition. Transformers, all 230v input, 1100-0-1100v 200 mA, 4v 5a, £1/18/-, 1200-0-1200v 200 mA, 4v 5a, £2/5/-, 1400-0-1400v 250 mA, 4v 5a, £3, 350-0-350v 150 mA, 4v 5a, £1/2/6, 7.5v 4a x 3; 6.3v 4a x 2; 4v 5a, 15/-, 4v 5a CT x 3, 14/-, 6.3v 1a; 7v 5a, 4v 6a, 13/- . Chokes: 20H 250 mA, £1; 20H 150 mA, £1/8/-; 7H 250 mA, 14/-; 7H 350 mA, 12/-, 9H 100 mA, 5/- . Condensers: 4mF, 1500v, 5/-, 4 mF 500v, 3/-, 0.1 mF, 500v, 8d, 0.01 mF mica, 6d. Tx RF chokes, honeycomb wound, similar Eddystone 1022, 1/3. All carriage paid. Cosmic Radio Ltd., 129 Oxtou Road, Birkenhead.

XTALS. Blanks 4 mc, and 7275 kc, 1/- each. 7300 kc, plated and wired, 1/3 each. Thermo units, two xtals 7275 and 7290 kc, 4/- each. 4 mc Thermo units, 1/- each. GW3AX, Thomas, Roseland, Kittle, Bishopston, Swansea.

WELEDGED STEEL TOWERS, 32-FT. HIGH, TWO SECTIONS, EASILY ERECTED, £18. D. E. SCARR, LTD., HOWDEN, E. YORKS.

CONDENSERS, 8 mF 450v, brand new, 2/3. 001 mF Silver Mica, 6 for 1/9. 14 SWG DCC wire, 1/10 half-pound. Post free. F. Exeter, Abbey Gate, Minster, Sheerness, Kent.

MORSE CODE Training



There are Candler Morse Code Courses for

BEGINNERS AND OPERATORS

Send for this free "BOOK OF FACTS"

It gives full details concerning all Courses.

JUNIOR Scientific Code Course for beginners. Teaches all the necessary code fundamentals scientifically.

ADVANCED High-speed Telegraphing for operators who want to increase their w.p.m. speed and improve their technique.

TELEGRAPH Touch Typewriting for those who wish to become expert in the use of the typewriter for recording messages and for general commercial uses.

Code Courses on Cash or Monthly Payment Terms

IRREFUTABLE EVIDENCE

of the value of the Candler System of Morse Code Training is given in the "Extracts from students' letters," included with every "Book of Facts." Send for a copy now.

THE CANDLER SYSTEM CO.

(55S.W.) 121 Kingsway, London, W.C.2

Candler System Co., Denver, Colorado, U.S.A.

AMPLIFIERS Quality **KIT** for HOME CONSTRUCTORS

A complete set of components to construct a 10 watt amplifier including Woden potted mains transformer, 5 valves, 10in. speaker and transformer. Components of the highest quality. No Govt. surplus. Three switched inputs, negative feed back, push-pull output, tone control, steel chassis. Suitable home or small hall.

Cash with Order. Price complete to the last screw

BEEHOVEN LTD. £7 - 10 - 0

Chapel Lane, Sands, HIGH WYCOMBE.

Telephone: 1152/3.

EX. GOV. BARGAINS

- 30 M/A M/c Meters, Round 4/6
- 50 M/A M/c Meters, Square 5/6
- 5 Amp T.C. Meters, Round 4/-
- 3.5 Amp T.C. Meters, Square 3/6
- 12 Amp D/C. Meters, Round 6/6
- 12 watt w/v Resistors, 6d. each. 5, 100, 2,500, 4,000, 11,000 ohms.
- Phantom Aerials, with 20 ft. Coaxial Cable. New, 5/- each.
- 4ft. dia. American Balloons, 3/6 each.
- 15 Amp, G.A.C., 1-way Switches. New, 3/- each, 30/- doz.

C.W.O. Please add Postage.

ELECTRIC SERVICES,

64 Bath Buildings, Montpellier, Bristol, 6.

Tel.: 25135.

NO SHOP KEEPS ALL YOU WANT—WE KEEP MORE THAN MOST. THAT'S WHY PEOPLE SAY—

"You'll probably get it at

SMITH'S, Edgware Road"

Pay us a visit and see for yourself.

H. L. SMITH & CO. LTD.

287-9 Edgware Road, London, W.2

Near Edgware Road Met. and Bakerloo

'Phone : PAD 5891. Hours : 9-6 (Thurs., 1 o'clock)

Ex-Government Goods and All Tested

ECC31, 6J7, 6K7, 6Q7, 6SL7, 6SN7, 6XS, 6SJ7, EF50, EL32, EF36, ECH35, 5/-, MHL6, ML6, MH41, KTW62, 6J5, 1632mCV51, NR74, 12SK7m, CV73, BL63, CV235, 4/-, 6V6, 807, 5U4G, 5Z4M, 6/-; BL50, 6/6, 954, 955, 6H6, VR135, CV63, VR54, VT61a, 2/6, 5 for 10/6, 6 for 12/-, 12 for 22/6, 10 only Ex-USASC Master Oscillator type M119467A, 2 807's, grid current meter, ready-made BFO 1-5 mcs, 2-10 mcs, 80/-, Nickel Iron Accumulators, 1-2, 1-4v 7a, 3/-; 15a, 8/-; 2-cell crates 2-4v 125a, £4, All goods C.P. 2½d. stamped addressed envelope with all orders and enquiries, please.

G. H. WATSON,

50 Blackstock Road, Finsbury Park, N.4.

A. G. HAYNES & SONS

POWER UNIT W/S 19 (Canadian). 12/24 Vibrator pack and motor. 540v and 275v at high M.A. Complete with vibrator, OZ4, and spares. In new condition, 22/6.

FIELD TELEPHONES, TYPE D, with buzzer, bell and G.P.O. type handset. Only 27/6.

AMPLIFIER UNIT, TYPE 18. 6 valves, including two EL32. 16/6, post free.

1196 RECEIVER. See August S.W.M. for conversion details. Our price in new condition, 21/9, post free.

TYPE 4 VIBRATOR PACK. Contains three tubular air can electrolytics, chokes, four metal rectifiers, 12v vibrator, etc. In good condition. Only 11/3, carr. paid.

BRAND NEW MOVING COIL HEADSETS WITH MICROPHONE and matching transformer. 12/6. Worth £5.

1,000 KC/s XTALS. Brand new, boxed. 30/-.

40 WATT AND 600 WATT WESTERN ELECTRIC AMPLIFIERS, complete with speakers. 115v 50-60 cycles. £30, carr. free.

14 ST. MARY'S ST., BEDFORD

Tel. 5568

SMALL ADVERTISEMENTS

TRADE—continued.

CRYSTAL Microphone inserts (Cosmocord Mic-6), guaranteed brand new, 15/6 post free. Radio-Aid, Ltd., 29 Market Street, Watford. Phone Watford 5988. 7KV rectifiers, KT44, KT33C, 5Z4, EK32, 5/- each. 7C5, U17, 6SN7, 12A6, 4/6 each. EF36, EBC33, EF39, 6SJ7M, 6SK7M, 4/- each. EF50, 3/6 each. Lists other bargains. Annakin, 2 Sunnysdale Crescent, Otley, Yorks.

G4GZ for valves! 815's, 813's, 41/-; 811's, 808's, 27/6; TZ40's, 23/6; 866A's, 16/6; 35T's, 36/-; 6L6M's, 10/6; 6J7M's, 6K8M's, VR150/30's, VR105/30's, 5X4G's, 7/-; 6SF5M's, 6Y6G's, 6/6; 6J5M's, 6SJ7M's, 6/-; Prices include postage. Please note new address. J. T. Anglin, G4GZ, 106 Cleethorpe Road, Grimsby, Lincs.

PRINT—OSL's and "OFFICIAL" LOG BOOKS for Full Call or SWL, Samples. Try G6MN, Printer, Worksop, for your next order.

READERS' ADVERTISEMENTS

3d. per word, min. charge 5/-, payable with order. Box numbers 1/6 extra.

EDDYSTONE Model S.640 Communications Receiver, nearly new (30 hours operational time), complete with set of Brown's phones and Eddystone speaker. What offers?—Fistral House, Westfield Road, Bengoe, Hertford.

WANTED—Power Pack and Receiver Cabinet for Super Pro, SP200. Offers to—GM2FVV, 20 Murray Place, Stirling.

BC348 Xtal model, fully modified, 230v internal P/P and 6K6 output with neg. feedback, aerial trimmer, ideal for SWL. Guaranteed. £17.—Box No. 607.

EDDYSTONE 358X receiver, 40 kc 31 mc, xtal filter, for 230v AC—£16. B2 receiver, £3. Both in excellent condition.—G3FMK, 47 Alien Street, Maidstone, Kent.

SALE—T1154, £5. T1083, £5. R103A (AC only), S£8. T36, 10 60 mc, xtl/MO 807-807-2 807's, fitted mod. transformer, £15. Crystal wavemeter 1191A, with new spare valves, £7/10/-. Tx: 6v6-807, 10-20-40-80 metres (Radiocraft), £6. No P/Packs for above Tx's. Wanted: All-wave portable. Offers?—Box No. 606.

BC348 modified—1st RF 6AK5, tuning meter, internal 230v AC power pack, 2 stage audio amplifier, £10.—O'Shea, 306 Utting Avenue East, Liverpool, 11.

HELP urgently required. Amateur desperately requires to rent unfurnished flat or house in London area. Any reasonable offers very welcome.—Box No. 605.

R1147B receiver, unused, £2. AR77 requires re-aligning on 10 metres, £19. Ham-built 9v communications superhet, 230v AC, 1-7 mc-30 mc, £9. Tx valves, 832, 17/- each, new.—G2CJL, Station Road, Cheddar, Somerset.

FOR sale—Two TR9 transceivers, complete with valves and meters, 35/- each, carriage 5/- extra.—Sutton, Park Villas, Whalley, Blackburn, Lancs.

HRO Model MX, 6 coils, power pack, 10 in. PM speaker in metal case to match, spare valves. All in perfect condition, £30.—Brown, Rose Tree Cottage, Bovington Green, Marlow, Bucks.

EXCHANGE—R107 and R208, together cover 1-2 to 60 mc without a gap, 200-230v AC, re-aligned. Mullard red "E" Valves. Wanted S.640 or similar.—Box No. 608.

HRO with power supply (without cases), with 3 coils, 0-9 to 30 mc, for sale. Offers?—Box No. 609.

BC342 (no xtal model) with own matched black crackle speaker+massive 230/110 transformer. All perfect condition, £17. Perkins, 40 Calton Road, Gloucester.

SMALL ADVERTISEMENTS
READERS—continued.

R107 as new, 6V6, S-meter, handbook, £11/10/-. carriage paid.—Engineer, c/o The Ice & Cold Stores, Beach Road, Eastbourne. Phone: Eastbourne 909, any time.

SWAP.—German Kodak $2\frac{1}{2} \times 3\frac{1}{2}$, F.4.5, Meyer Sgoritz in Compur, 3 plate holders and cut film adapters. For 52 outfit or similar.—Auton, 117a Commercial Road, Swindon, Wilts.

B2 Transmitter, Receiver, power unit, official instruction handbook, crystal, key, headphones, replacement valves. Perfect condition. Components for 10-watt modulator, including special modulation transformer, £15. 829B, 815, 6AG7's, 956, 6AG5's, 6AK5's. Offers?—G3ALZ, 56 Hampton Road, E.7.

R1155 first-class condition, power pack with ammeter and voltmeter. Offers to Croft, 38 Ashburton Avenue, Ilford. Phone: Rippleway 1934.

WANTED.—Blue Diamond 300 watt 230 AC generating plant. Also 832 and 829, 6J4 valves. —Glenhaven, Cliff Road, Wembury, nr. Plymouth.

AMPLIFIER-MODULATOR. 6L6's P/P, suitable for PA or modulator for Tx 20 watts output, £7. —G3DRF. Phone: Hillside 7010.

CR100 Receiver, excellent condition, complete with speaker in steel cabinet. Best offer over £22.—G3KI, South Lodge, Eastgate, Lewes, Sussex.

CLEARANCE.—B221 freq. meter, £7/15/-. less spares, £6/15/-. RA10FA 8-valve com. receiver, 28v, £3/10/-. BC433 radio compass, less valves, 30/-. TR1196, £4/10/-. R109T, £4/10/-. BC348, £12/10/-.—L. K., Hodson, 54 Sunny Bower, Tottington, nr. Bury, Lancs.

TWO-METRE xtal converter, 3 6J6 crackle case, also Eddystone 640, £25. Pair Emiscope CRT, 12 in., white, new, £12. F & D coils fitted. Exchange lightweight club cycle, 531, etc., for any communications Rx.—Taylor, Shoemaker, Lake, Sandown, I.O.W.

SELL or swop.—500-0-500v, 150 mA transformer, £18/-. Two-range ohmmeter, Evershead, in leather case, a snip, £2. National receiver, FB7A, 7 valves, SK range, band spread coils, 10, 20, 40, 80 metres, one set general coverage coils, good condition, £8/10/-. Varley 140 mA choke, 7/6. Matched pair 810's, 30/- each. 805's, boxed, £1 each.—W. Stirling, 137 Glasgow Street, Ardrossan, Ayrshire.

SALE. HT supplies, 1000v, Woden DTM 18, DTF 12, PCS 12, DCS 13, with 866's, £10. Also 600v, Woden DTM 16, DTF 18, PCS 11, DCS 12, with 5R4GY, £6. RF power amplifier, 10-20 metres, RAYMART condenser, push-pull 35T's. All these chassis are by Eddystone with crackle 10½ in. panels and chrome handles. Offers to G3AVR, 10 Barnet Way, Mill Hill, N.W.7. Phone MIL 2991.

1154 Transmitter in transit case—new condition. Price, £5/7/-. 1,750 × 1,750v 350 mA transformer and swinging choke—250 mA. Nearest £4.—Box 610.

SALE. QST 1938-48, 132 copies, good condition, offers? Also quantity *Wireless World* 1938-47. SX15 Sky Challenger 545 kc-38-10 mc, needs attention, £10. Pair Eimac 35T, 50/-. Jeffs, 19 Corbyn Road, Bordesley Green E., Birmingham 9.

WANTED. Late model HRO, with bandsread coils. Or would exchange for American 150-watt Tx, VFO 3 to 18 mc, in perfect condition, requires HT supply only. G4RS, 17 Tudor Avenue, Bebbington, Cheshire.

TRANSFORMERS—230 primaries, 450-0-450, 2-200 mA, 6-3, 4 amp 4 times, 5v 2 amp. 750-0-750, 200 mA, 6-3v 5 amp, 4v 4 amp, 30/- each. Chokes, smoothing, Pr. 200 mA, £1. Pr. 500 mA, 15/-. Wanted, Pr. 813's, Pr. 805's, One 28 mc coil for Eddystone 358. Carriage extra.—Box No. 611.

FOR sale, best offer, complete station, 120-watt CW, 70-watt phone, 1-7 to 28 mc, VFO/Xtal, superhet receiver, Class-D wavemeter, power packs and considerable quantity spares. Write 7 High Street, Burnham-on-Sea, Somerset.

**P.M.G. CERTIFICATE
NEXT EXAM MAY '50**

PREPARE NOW by taking our special POSTAL COURSE. Many former students testify that our tuition was invaluable in ensuring their success in previous examinations.

Full details in FREE BOOKLET from
E.M.I. INSTITUTES, Dept. 14
43 Grove Park Road, Chiswick, London, W.4.
Telephone: CHiswick 4417/8

E.145

Radio G200 Announces

VALVES. EF39's, 9004, 6SJ7's, 5J/-; 6C4's, 6G6's, 6AG5's, 7/-.

INERT CELLS. 1.5v each, make very useful high capacity H.T. or G.B. batteries. 40 cells = 60 volts, 12/6. 80 cells = 120 volts, £1. Sample cell, 7½d.

VIBRATOR UNIT No. 4. Ex-No. 22 set, input 12v D.C., output 325v at 80 m.a. Useful for car radio supply, etc. Price 19/6.

H.T. AND L.T. BATTERIES. Layer built type for long life. 150v H.T. and 3v L.T. Measures 6" × 5" × 3". Price only 7/6.

ARTHUR HOILE 55 UNION STREET,
MAIDSTONE, KENT

LASKY'S RADIO**September Special Offer**

BRAND NEW AND UNUSED IN MAKER'S ORIGINAL CARTONS.

EX.-A.M. RECEIVER, TYPE 3109. Contains 8 new valves: 4 VR65A; 2 VR78; 2 VR135; A wealth of components, including a motor generator which can easily be converted to a mains working motor. DO NOT MISS THIS BARGAIN.

LASKY'S PRICE **25/-**

Carriage Paid (Anywhere in U.K.)

Send a 2½d. stamp for a copy of our current stock list of Ex-Government equipment, the Lasky's Radio "Bulletin."

LASKY'S RADIO

370 Harrow Road, Paddington, London, W.9
(opp. Paddington Hospital).

Telephone: CUNningham 1979. Hours: Mon. to Sat. 9.30 a.m. to 6 p.m. Thurs. half-day

SLOUGH, BUCKS

COMMUNICATION EQUIPMENT

Eddystone Type 680, £85, no tax.

Denco Type DCR19, £49/10/-, no tax.

COMPONENTS

We are stockists for Eddystone and Denco specialised equipment.

ELECTROLYTICS. As previously advertised. Clips for above, 6d. each, 5/- doz.**TELEVISION Denco Kit Set**

This receiver will give an excellent picture in fringe areas. From London or Birmingham transmitters. Complete with point-to-point wiring and circuit diagram, also all valves and 9" magnetic C.R.T. Price £36, plus tax.

FON RADIO CO. (G3XC)

7 Station Approach, Slough. Slough 22526

H.A.C.**Short-Wave Equipment**Noted for over 15 years for
Short Wave Receivers and Kits of qualityOne Valve Kit, Model "C" Price 20/-
Two " " " " "E" " 43/-

These kits are complete with all components, accessories and full instructions.

Before ordering send stamped addressed envelope for descriptive Catalogue.

"H.A.C." SHORT-WAVE PRODUCTS
(Dept. VIC.) 66 New Bond St., London, W.1

Chokes 80 m/a 20 Hy, 6/-; TX 50 PF condensers 1500v ball bearing, rigid, 7/6; B.C.624 for 2 metres with valves (new), 30/-; a few tested R.1116 all wave 15-2500M battery superhets left at £11 (leaflet 3d.); be prepared for next No. 19 set release we have control boxes with special plugs and red lamp holder; 3 resistors; Yaxley 3 bank each 3 pole 3 way; and 3 bank 4 pole 2 way with knobs, a bargain for everyone, 5/-; condensers -l at 8000v, 7/6; New H.T. batteries 157v, 9/-, super metal type; S.130 voltage stabilisers, 10/- pair; ceramic E.F.50 holders, 1/6 or 15/- doz.; Flexible drives (fitted ends) 3 ft. 3/- (minimum) plus 1/- per each extra foot.

See S.W. Listener for special offers; new Lots in preparation, with biggest variety in Midlands; mailing list 3d.

BARNES RADIO,

12 Pipers Row, Wolverhampton

EDDYSTONE

'640' £27 10s. 9d.

H.P. Terms available.

Orders now being booked in strict rotation

Full range of components.

All C.O.D. orders promptly executed

Send for Catalogue, 1/-, post free.

SPECIAL OFFER

P.M. Speakers

Goodman's, Trucox, Rola (as available).

5 inch 13/-; 6 inch, 14/-; 8 inch, 16/-

including packing and postage.

B.T.S.THE Radio firm of the South.
63 London Road, Brighton, 1, Sussex.
Phone: Brighton 1553**SMALL ADVERTISEMENTS****READERS'—continued**

GENUINE Millen "R-Niner," boxed, as new, £12/10/-, 145 Oscillator, with power pack, £10. 120-watt phone Tx, P/P 807's RF and mod. rack built, £75. Or offers? S.A.E. for full details.—Cook, Grove House, Drove Road, Swindon, Wilts.

SNIP.—S-27C, Hallicrafters, 130-210 mc, FB for £145 mc, as new, with manual, £27/10/- or offers?—G3AAJ, 385 High Street North, Manor Park, E.12. Grangewood 4587.

OWNER going abroad. CR300, 15 kc-25 mc (no gaps), hotted up, beautiful job, black crackle, variable selectivity, audio filter, perfect bandspread, 500 kc crystal calibrator and speaker, built-in, separate power pack (included), 1 RF, 2 IF, RF and audio gains, BFO. Transport included, £21. Empire portable typewriter, almost new, scarcely used, £20. 1000 kc, crystal battery oscillator, 30/—Witcock, 101 Bromley Road, Catford, London, S.E.6.

RG37 Communication Rx. 14 kc-30 mc, 9 bands, turret coil. All stages metered 600-1000 cycle filter, 6V6 output, grey cellulose, new condition. Must sell. £16 or best offer.—Box No. 614.

EDDYSTONE S640, brand new, with uncompleted guarantee, unwanted gift, £20. B2 Tx and Rx, complete with power pack, 3.5 mc crystal, key, phones, in perfect order, £11.—1 Bridgefield Road, Gateacre, Liverpool.

SO-RAD 481 Tx 20/40/80 metres. Built-in AC P/Pack S28-40 watts CW/Phone. New, complete, one xtal. Must sell. £15 or offer?—Box No. 613.

CR100 30 mc to 60 kc, £22. 145 VFO, with internal 1000 kc Xtal calibrator, £4/10/- Class-C wavemeter, 22/6. 6v vibrator pack for same, 12/6. New commercial television cabinet, 17 in. x 16 in. reinforced glass aperture for 9-in. tube, £4. Accept D104 part exchange.—G2CVO, 13 Mount Echo Drive, E.4.

HOWARD communications Rx, ten valves, matched speaker, sixteen controls, xtal filter, meter, built-in frequency monitor on amateur bands, 550 kc to 43 mc. London area. £24.—Box No. 612.

SELL.—3-4 mc Tx/VFO. BC454 with P/Pack. Small multi-meter. 50 valves, etc. S.A.E. details.—G3DVF, Link Farm Cottage, Ambleside, Northumberland.

TWO racks, instrument, ex-R.A.F., six feet, heavy base, takes down for transport, 35/-—Auger, Hillcrest, 9 Prospect Hill, Whitby, Yorks.

BC348 PERFECT, 230v, p/pack, £16. Eddystone 5-10m converter, little used. Eddystone speaker, 35/-—Moore, 16 Sandiway, Meols. Telephone: Hoylake 3221.

TRANSMITTER. 150-watt phone 28 mc (converted T1131), all valves, 6-ft. rack. Owner going abroad. No reasonable offer refused. N.W. London.—Box 616.

HRO. Senior Rx for sale, complete, 550 kc to 30 mc, £27. Write G3AIS, 1 Newhouse Close, New Malden, Surrey.

AR88D perfect condition, with matched 10 in. Wharfedale Golden Speaker, £50. All letters answered.—Box 615.

WANTED 446A lighthouse triodes, also send details of any other VHF equipment. G3BKQ, 76 Hillsborough Road, Glen Hills, Blaby, Leicesters.

WANTED. Transmitting valve type ATP35 (Army), PV1-35 (Mullard). Urgent. Bryant (G3AGO), Nunns, Coptice-Green, Brentwood, Essex.

P58 250-650 mc Rx, best offer. Inspection weekends. Fancourt, Kilburn, Derby.

WANTED, metal cabinet as made by Hallicrafters for use with table model SX28 or SX28A receiver. Can anyone supply, please? Box No. 617.


TX, steel rack, tritet-P.A. (RK20), phone, CW, 3.5, 7, 14 mc, 4 meters, 8 valves, £35. CNY1 transmitter, receiver, control unit, manual, complete, £25. Christian, Attwood, Bromham Road, Biddenham, Beds.

TWO BAND TUNABLE V.H.F. RECEIVER

See article in October PRACTICAL WIRELESS by F. G. Rayer, who has converted one of our OUTPUT TESTERS TYPE 2 (as illustrated) to a VHF receiver. We are offering the complete unit with 6 Valves.

BRAND NEW AT ONLY 21/-, Carr. paid

Present frequency coverage, 22-85 Mc/s. Valve line-up; 3 HL 23 and 3 D1. Originally designed for I.F.F. checking.



LOUDSPEAKERS

Please add postage and packing at rate of 1/6 per speaker.

Dia. in Ins.	Type	Transformer	Price
2 1/2"	P.M.	.. LESS ..	12/-
3 1/2"	P.M.	.. LESS ..	13/6
4 1/2"	P.M.	.. LESS ..	10/6
5"	P.M.	.. WITH ..	12/6
5 1/2"	M.E.	.. WITH ..	15/-
6 1/2"	P.M.	.. LESS ..	11/6
6 3/4"	P.M.	.. WITH ..	12/6
6 7/8"	M.E.	.. LESS ..	12/6
8"	P.M.	.. LESS ..	13/6
8 1/2"	M.E.	.. WITH ..	21/-
10"	P.M.	.. LESS ..	16/6
12"	P.M 15 ohm	LESS ..	39/6

All by well known manufacturers

TRANSFORMER TYPE 269

A heavy duty mains transformer with two 5-pin amphenol rectifying valveholders mounted and wired on heavy bakelite terminal panel. Primary 230v 50 c/s. Secondaries 4v 5.5 amps. C.T. 660v 150 mA. 20/-, post free.

R3084A 2 METRE RECEIVERS

Complete with seven EF50, two RL7, one RL16, one HVR2, one R3 and one EA50. Brand new. To callers, 52/6.

WHILST THEY LAST . . .

Brand new R.F. 24 Converters in sealed cartons complete with 3 valves. Frequency coverage 20-30 Mc/s, tunes to 5 spot frequencies. CALL IF YOU CAN. ONLY 10/6 (carriage and packing, 3/6).

AMPLIFIERS TYPE A 1134A

A battery-operated 2-stage pre-amplifier complete with two valves in transit case. Batteries required, 120v H.T. and 2v L.T. Valves supplied, L.D.210 and QP220. Ideal for microphone, pick-up, or loud speaking intercom., 12/6 (carriage and packing, 2/-).

ELECTRIC MOTORS

A complete A.C. Motor ready for use without adaptation. 1/4 h.p., 2,500 r.p.m. For use on 220-250v A.C. mains. Spindle fitted with 2 in. diameter pulley ready for use with small belt drive. Fitted with 3 ft. 3-way mains lead, 27/6, carriage paid. As above but fitted with grindstone and polishing mop instead of pulley, 37/6, carriage paid.

ROTARY CONVERTERS

A portable supply unit for that field-day ! Here we have a high-grade Rotary Converter completely enclosed in a sound-proof cabinet. Input 24v D.C. Output 200-250v 50 c/s A.C. single phase. 100 watts. Control switch in circuit. Battery leads and clips supplied. Output from standard main socket. Size 12" x 12" x 8". The slightly soiled model is 70/-. Brand new, 90/-.

NATIONAL I-10A

The new improved version of the popular I-10 super regenerative receiver. Frequency coverage 1-11 metres, complete with external speaker, 4 valves and mains power supply, also instruction book. BRAND NEW. Only one left. Best offer secures.

CLEARANCE OFFER

100 assorted tubular and mica condensers for only 10/- Your assortment will include values of mica types from 8 pfd. to .01 mfd. and values of tubular types from .0005 to .5 mfd. 100 Assorted wire wound and carbon volume controls —all values, 25/- the lot.

OSCILLATOR TYPE 37

A complete VFO made by RGD, inclusive of A.C. power pack. Frequency coverage 22-70 Mc/s. Six valves supplied: P61, SP42, EL32, DD41, 807 and VU39A. 10 watts. Circuits and calibration chart supplied. A few only at £6/10/-.

MOTOR GENERATORS

A brand new equipment fitted with 3-speed reduction gearbox giving final speeds of 5, 10 and 15 r.p.m. Input 12v 3-8 amps, D.C., £1, post free.

THERMO-COUPLE METERS

.5 amp R.F. 2" Square Flush Mounting Type. Clearance Sale, 6 for 15/-, post and packing, 1/6.

Do you subscribe to the M.O.S. NEWSLETTER?

The "MOSRAG," as it is known to its readers, caters for every taste. Subscription fee 5/- per annum. Send 6d. for specimen copy.

Terms: Cash with Order.



MAIL ORDER SUPPLY CO

33 TOTTENHAM COURT ROAD, LONDON, W.1

Telephone: Museum 6667-8-9

YOU CAN BE ON THE AIR IN 15 MINUTES WITH A B4/40

- 40 watts CW, 35 watts phone.
- Two controls only.
- Built-in modulator and power pack.
- 4-band coil turret.
- 80-40-20-10 metres.
- Circuits metered.
- Provision for low impedance VFO input.




£75



Transmitter

"Q-MAX" V.F.O. PRICE 14 GNS.

- Fundamental osc. works on low frequency.
- Output at 3.5; 5.25 or 7 mc/s.
- Built-in stabiliser.
- Direct calibration. (A) 3.5-3.65, (B) 3.65-3.8, (C) 7-7.3, 14-14.4, (E) 21-21.45 (F) 28-29.2 (G) 29.2-30.
- High or low impedance output.



Absorption Wavemeter & Phone Monitor

35/- with one coil



EXTRA COILS

1.8 mc/s, 3.5 mc/s, 7 mc/s, 14 mc/s, 28 mc/s, 3/9 each.

EVERYTHING
OF
THE
HIGHEST
QUALITY

BERRY'S

(SHORT WAVE) LTD.


25 HIGH HOLBORN, W.C.1
(OPP. CHANCERY LANE) TEL. HOL. 6231

1950
FULLY
ILLUSTRATED
CATALOGUE
6d. POST FREE

AN INDISPENSABLE TOOL THE "Q-MAX" CHASSIS CUTTER

SIZES FROM $\frac{5}{8}$ " to $2\frac{3}{8}$ "

"Q-MAX" "S" METERS



For Fitting to AR88's
Complete with Backplate 63/-

150 WATT SWITCHED TANK UNIT WITH SWINGING LINKS

- 5 bands; handling up to 150 watt power and up to 2Kv.
- Swinging links for all bands.

Price 12 gns.
complete

